

Introductory sub-table (I)(a)

name of the Company : ARIHANT SUPERSTRUCTURES LIMITED
 CIP Code, Name of the 506194
 CIP, class of security


Quarter ended : 30/09/2012

Partly paid-up shares:-	No. of partly paid-up shares	As a % of total no. of partly paid-up shares	As a % of total no. of shares of the company
held by promoter/promoters group	NIL	NIL	NIL
held by public	NIL	NIL	NIL
Total - D	NIL	NIL	NIL

Outstanding convertible securities:-	No. of outstanding securities	As a % of total No. of outstanding convertible securities	As a % of total no. of shares of the company, assuming full conversion of the convertible securities
held by promoter/promoter group	NIL	NIL	NIL
held by public	NIL	NIL	NIL
Total - E	NIL	NIL	NIL

Warrants:-	No. of warrants	As a % of total no. of warrants	As a % of total no. of shares of the company, assuming full conversion of warrants
held by promoter/promoter group	NIL	NIL	NIL
held by public	NIL	NIL	NIL
Total - F	NIL	NIL	NIL

Total paid-up capital of 41159991
 of the company assuming full conversion of warrants and convertible securities



Quarter ended on : 30/09/2012

Gate Category of shareholder
Category Code
Category Code
Number of Total Number of Total Number of Total Shares Pledged or
holders of number of shares dematerialized as a % of total Shares otherwise
A + B + C A + B + C No. of As a
shares A+B+C shares Percentage

Category Code	Number of shareholders	Total number of shares	Number of dematerialized shares	Total number of shares as a % of total A + B + C	Number of Shares dematerialized A+B+C	Total number of shares as a % of total A + B + C	No. of shares	As a Percentage
A	Shareholding of Promoter and Promoter Group							
1	Indian	3	2230162	2230162	5.42	5.42	0	0.00
a	Individuals/HUFs	0	0	0	0.00	0.00	0	0.00
b	Central Govt./State Govt.	0	0	0	0.00	0.00	0	0.00
c	Bodies Corporate	0	0	0	0.00	0.00	0	0.00
d	Financial Institutions/Banks	0	0	0	0.00	0.00	0	0.00
e	Any Other	2	36000	36000	0.05	0.05	0	0.00
e01	Directors Relatives	1	28151306	28151306	68.39	68.39	0	0.00
e02	Directors	2	28151306	28151306	68.39	68.39	0	0.00
Subtotal : A 1		6	30417468	30417468	73.90	73.90	0	0.00

Category Code	Number of shareholders	Total number of shares	Number of dematerialized shares	Total number of shares as a % of total A + B + C	Number of Shares dematerialized A+B+C	Total number of shares as a % of total A + B + C	No. of shares	As a Percentage
2	Foreign	0	0	0.00	0.00	0.00	0	0.00
a	Individuals(NRI/Foreign Individuals)	0	0	0.00	0.00	0.00	0	0.00
b	Bodies Corporate	0	0	0.00	0.00	0.00	0	0.00
c	Institutions	0	0	0.00	0.00	0.00	0	0.00
d	Any Other(specify)	0	0	0.00	0.00	0.00	0	0.00
Subtotal : A 2		0	0	0.00	0.00	0.00	0	0.00

Category Code	Number of shareholders	Total number of shares	Number of dematerialized shares	Total number of shares as a % of total A + B + C	Number of Shares dematerialized A+B+C	Total number of shares as a % of total A + B + C	No. of shares	As a Percentage
Subtotal : A		6	30417468	30417468	73.90	73.90	0	0.00


Category Code	Number of shareholders	Total number of shares	Number of dematerialized shares	Total number of shares as a % of total A + B + C	Number of Shares dematerialized A+B+C	Total number of shares as a % of total A + B + C	No. of shares	As a Percentage
1	Public shareholding							
a	Institutions	0	0	0.00	0.00	0.00	0	0.00
b	Mutual Funds/UTI	0	0	0.00	0.00	0.00	0	0.00
c	Financial Institutions/Banks	0	0	0.00	0.00	0.00	0	0.00
d	Central Govt./State Govt.	0	0	0.00	0.00	0.00	0	0.00
e	Venture Capital Funds	0	0	0.00	0.00	0.00	0	0.00
f	Insurance Companies	0	0	0.00	0.00	0.00	0	0.00
g	Foreign Institutional Investors	0	0	0.00	0.00	0.00	0	0.00
h	Foreign Venture Capital Investors	0	0	0.00	0.00	0.00	0	0.00
Subtotal : B 1		0	0	0.00	0.00	0.00	0	0.00

Category Code	Number of shareholders	Total number of shares	Number of dematerialized shares	Total number of shares as a % of total A + B + C	Number of Shares dematerialized A+B+C	Total number of shares as a % of total A + B + C	No. of shares	As a Percentage
2	Non-Institutions							
a	Bodies Corporate	34	430160	430160	1.05	1.05	0	0.00
b1	Ind-Hold nominal shr capital upto Rs.1L	511	333008	280516	0.81	0.81	0	0.00
b11	Ind-Hold nominal shr capital in excess	143	9977662	9977662	24.24	24.24	0	0.00
c	Any Other	4	1490	1490	0.00	0.00	0	0.00
c01	Clearing member	2	203	203	0.00	0.00	0	0.00
c02	NRIs	2	203	203	0.00	0.00	0	0.00
Subtotal : B 2		694	10742523	10690031	26.10	26.10	0	0.00

Category Code	Number of shareholders	Total number of shares	Number of dematerialized shares	Total number of shares as a % of total A + B + C	Number of Shares dematerialized A+B+C	Total number of shares as a % of total A + B + C	No. of shares	As a Percentage
Subtotal : B		694	10742523	10690031	26.10	26.10	0	0.00


Category Code	Number of shareholders	Total number of shares	Number of dematerialized shares	Total number of shares as a % of total A + B + C	Number of Shares dematerialized A+B+C	Total number of shares as a % of total A + B + C	No. of shares	As a Percentage
C	Shares held by Custodians and against which Depository receipt have been issued	0	0	0.00	0.00	0.00	0	0.00
1	Promoters and Promoter Group	0	0	0.00	0.00	0.00	0	0.00
2	Public	0	0	0.00	0.00	0.00	0	0.00
e	GDRs/ADRs/ADSS	0	0	0.00	0.00	0.00	0	0.00
Subtotal : C		0	0	0.00	0.00	0.00	0	0.00

Category Code	Number of shareholders	Total number of shares	Number of dematerialized shares	Total number of shares as a % of total A + B + C	Number of Shares dematerialized A+B+C	Total number of shares as a % of total A + B + C	No. of shares	As a Percentage
Subtotal : C		0	0	0.00	0.00	0.00	0	0.00



Sr No Notes

- 1
- 2
- 3
- 4
- 5
- 6
- 7
- 8
- 9



(b) Statement showing holding of securities (including shares, warrants, convertible securities) of persons belonging to the category - Promoter and Promoter Group


S.No	Name of the shareholder	Details of Shares held			Encumbered Shares (*)			Details of Warrants			Details of convertible securities			Total shares (including underlying shares assuming full conversion of warrants and convertible securities) as a % of diluted share capital
		No of shares held	As a % of grand total (A) + (B) + (C)	No. As a % of grand total (A)+(B)+(C) of sub-clause (I)(a)	No. As a % of grand total (A)+(B)+(C) of sub-clause (I)(a)	No of warrants held	As a % of grand total (A)+(B)+(C)	No of convertible securities held	As a % of grand total (A)+(B)+(C)	No of convertible securities held	As a % of grand total (A)+(B)+(C)			
1	ASHOKKUMAR B CHHAJER	28151306	68.40	0	0.00	0	0.00	0	0.00	0	0.00	0	0.00	0.00
2	LALITKUMAR PARASMAL KOTHA	207424	0.50	0	0.00	0	0.00	0	0.00	0	0.00	0	0.00	0.00
3	MEENA VIJAY RANKA	148	0.00	0	0.00	0	0.00	0	0.00	0	0.00	0	0.00	0.00
4	RAKESH KUMAR NEMICHAND CHHAJER	18000	0.04	0	0.00	0	0.00	0	0.00	0	0.00	0	0.00	0.00
5	RAKESHKUMAR NEMICHAND CHHAJER (HUF)	18000	0.04	0	0.00	0	0.00	0	0.00	0	0.00	0	0.00	0.00
6	SANGITA A CHHAJER	2022590	4.91	0	0.00	0	0.00	0	0.00	0	0.00	0	0.00	0.00
Total :		30417468	73.90	0	0.00	0	0.00	0	0.00	0	0.00	0	0.00	0.00

(*) The term 'encumbered' has the same meaning as assigned to it in regulation 28(3) of the SAST Regulations, 2011



(c)(1) Statement showing holding of securities (including shares, warrants, convertible securities) of persons belonging to the category -
 Public and holding more than 1% of the total number of shares


Sr. Name of the shareholder No.	No of shares held	Shares as a % of tot no of shares (i.e. Grand Total	Details of warrants		Details of convertible securities		Total shares (including underlying shares assuming full Conversion of warrants and convertible securities) as a % of diluted share capital
			No of warrants held	As a % Total No. of warrants of the same Class	No of convertible securities	% W.r.t convertible total	
1 ANAND RAJ JAIN	416667	1.01	0	0.00	0	0.00	0.00
2 ASHOK BODB	414930	1.01	0	0.00	0	0.00	0.00
3 SHYAM LAL BOTHERA	416667	1.01	0	0.00	0	0.00	0.00
Total :	1248264	3.03	0	0.00	0	0.00	0.00



(c)(1) Statement showing holding of securities (including shares, warrants, convertible securities) of persons (together with PAC) belonging to category - Public and holding more than 5% of the total number of shares of the company

Sr. Name(s) of the shareholder(s) No. and the Persons Acting in Concert (PAC) with them	No of Shares	Shares as a % of tot no of shares i.e. Grand Total (A)+(B)+(C)	Details of Warrants	As a % Total No. of warrants of the same Class	No of convertible securities held	% W.r.t total no. of convertible securities	Total shares (including underlying shares assuming full Conversion of warrants and convertible securities) as a % of diluted share capital

1	0	0.00	0	0.00	0	0.00	0.00
Total :	0	0.00	0	0.00	0	0.00	0.00




(a) Statement showing details of Depository Receipts(DRS)

Type of outstanding DR No. SDRs etc.)	ADRs, GDRs, No of outstanding DRS	No of shares underlying outstanding DRS	Shares underlying outstanding DRS as a No of Shares (i.e. Grand Percentage of total Total (A) + (B) + (C) indicated in Statement at Para (I)(a) above)
1 Total :	0 0	0 0	0.00 0.00



(d) Statement showing details of Locked-in shares

No Name of the shareholder	Number of Locked-in shares	Locked-in shares as a Percentage of total number of shares (i.e., Grand Total (A)+(B)+(C) indicated in Statement at para (I)(a) above)
1 ASHOK BHANUJAL CHHAJER	5090000	12.37
2 SANGEETA ASHOK CHHAJER	397998	0.97
Total :	5487998	13.33



(a) Statement showing Shareholding Pattern
 of the Company: ARIHANT SUPERSTRUCTURES LIMITED
 Crisp Code 506194

Quarter ended on : 30/09/2012

Date Category of shareholder code	Number of share holders	Total number of shares	Number of shares held in dematerialized form	Total shareholding as a % of total number of shares A + B	Total shareholding as a % of total number of shares A+B+C	Shares Pledged or otherwise encumbered As a percentage
Total of A + B	700	4115991	41107499	100.00	100.00	0
Total of A + B + C	700	4115991	41107499	100.00	100.00	0

