

(I)(2)

Introductory sub-table (I)(a)

=====

Name of the Company : ARIHANT SUPERSTRUCTURES LIMITED
 Scrip Code, Name of the scrip, class of security : 506194

Quarter ended : 30/06/2012

=====


Partly paid-up shares:-	No. of partly paid-up shares	As a % of total no. of partly paid-up shares	As a % of total no. of shares of the company
Held by promoter/promoters group	NIL	NIL	NIL
Held by public	NIL	NIL	NIL
Total - D	NIL	NIL	NIL

Outstanding convertible securities:-	No. of outstanding securities	As a % of total No. of outstanding convertible securities	As a % of total no. of shares of the company, assuming full conversion of the convertible securities
Held by promoter/promoter group	NIL	NIL	NIL
Held by public	NIL	NIL	NIL
Total - E	NIL	NIL	NIL

Warrants:-	No. of warrants	As a % of total no. of warrants	As a % of total no. of shares of the company, assuming full conversion of warrants
Held by promoter/promoter group	NIL	NIL	NIL
Held by public	NIL	NIL	NIL
Total - F	NIL	NIL	NIL

Total paid-up capital of the company assuming full conversion of warrants and convertible securities 41159991

=====



(I)(a) Statement showing Shareholding Pattern
 Name of the Company: ARIHANT SUPERSTRUCTURES LIMITED
 Scrip Code 506194

Quarter ended on : 30/06/2012

Category	Number of share holders	Total number of shares	Number of shares dematerialized form	Total shareholding as a % of total number of shares A + B	Total shareholding as a % of total number of shares A+B+C	Shares Pledged or otherwise encumbered No. of shares	As a percentage
A Shareholding of Promoter and Promoter Group							
1 Indian							
a	Individuals/HUFs	3	2230162	2230162	5.42	5.42	0 0.00
b	Central Govt./State Govt.	0	0	0	0.00	0.00	0 0.00
c	Bodies Corporate	0	0	0	0.00	0.00	0 0.00
d	Financial Institutions/Banks	0	0	0	0.00	0.00	0 0.00
e	Any Other						
e01	Directors Relatives	3	36300	36300	0.09	0.09	0 0.00
e02	Directors	1	28151306	28151306	68.39	68.39	0 0.00
SubTotal : A 1		7	30417768	30417768	73.90	73.90	0 0.00
2 Foreign							
a	Individuals(NRI/Foreign Individuals)	0	0	0	0.00	0.00	0 0.00
b	Bodies Corporate	0	0	0	0.00	0.00	0 0.00
c	Institutions	0	0	0	0.00	0.00	0 0.00
d	Any Other(specify)	0	0	0	0.00	0.00	0 0.00
SubTotal : A 2		0	0	0	0.00	0.00	0 0.00
SubTotal : A		7	30417768	30417768	73.90	73.90	0 0.00
B Public shareholding							
1 Institutions							
a	Mutual Funds/UTI	0	0	0	0.00	0.00	0 0.00
b	Financial Institutions/Banks	0	0	0	0.00	0.00	0 0.00
c	Central Govt./State Govt.	0	0	0	0.00	0.00	0 0.00
d	Venture Capital Funds	0	0	0	0.00	0.00	0 0.00
e	Insurance Companies	0	0	0	0.00	0.00	0 0.00
f	Foreign Institutional Investors	0	0	0	0.00	0.00	0 0.00
g	Foreign Venture Capital Investors	0	0	0	0.00	0.00	0 0.00
h	Any other	0	0	0	0.00	0.00	0 0.00
SubTotal : B 1		0	0	0	0.00	0.00	0 0.00
2 Non-Institutions							
a	Bodies Corporate	29	142204	142204	0.35	0.35	0 0.00
bi	Ind-Hold nominal shr capital upto Rs.1L	509	345004	292512	0.84	0.84	0 0.00
bii	Ind-Hold nominal shr capital in excess	145	10246572	10246572	24.89	24.89	0 0.00
c	Any Other						
c01	Clearing member	6	8440	8440	0.02	0.02	0 0.00
c02	NRIs	1	3	3	0.00	0.00	0 0.00
SubTotal : B 2		690	10742223	10689731	26.10	26.10	0 0.00
SubTotal : B		690	10742223	10689731	26.10	26.10	0 0.00
C Shares held by Custodians and against which Depository receipt have been issued							
1 Promoters and Promoter Group							
1	Promoters and Promoter Group	0	0	0	0.00	0.00	0 0.00
2 Public							
e	GDRs/ADRs/ADSs	0	0	0	0.00	0.00	0 0.00
SubTotal : C		0	0	0	0.00	0.00	0 0.00
SubTotal : C		0	0	0	0.00	0.00	0 0.00



SrNo Notes

1
2
3
4
5
6
7
8
9



(I)(b) Statement showing holding of securities (including shares, warrants, convertible securities) of persons belonging to the category - Promoter and Promoter Group

SrNo	Name of the shareholder	Details of Shares held		Encumbered shares (*)			Details of warrants		Details of convertible securities		Tot shares (including underlying shares assuming full conversion of warrants and convertible securities) as a % of diluted share capital
		No of shares held	As a % of grand total (A) +(B) + (C)	No.	As a %	As a % of grand total (A)+(B)+(C) f sub-clause (I)(a)	No of warrants held	As a % of grand total (A)+(B)+(C)	No of convertible securities held	As a % of convertible securities of the same Class	
1	ANITADEVI PARASMALJI BOTHRA	300	0.00	0	0.00	0.00	0	0.00	0	0.00	0.00
2	ASHOKKUMAR B CHHAJER	28151306	68.40	0	0.00	0.00	0	0.00	0	0.00	0.00
3	LALITKUMAR PARASMAL BOTHRA	207424	0.50	0	0.00	0.00	0	0.00	0	0.00	0.00
4	MEENA VIJAY RANKA	148	0.00	0	0.00	0.00	0	0.00	0	0.00	0.00
5	RAKESH KUMAR NEMICHAND CHHAJER	18000	0.04	0	0.00	0.00	0	0.00	0	0.00	0.00
6	RAKESHKUMAR NEMICHAND CHHAJER (HUF)	18000	0.04	0	0.00	0.00	0	0.00	0	0.00	0.00
7	SANGITA A CHHAJER	2022590	4.91	0	0.00	0.00	0	0.00	0	0.00	0.00
Total :		30417768	73.90	0	0.00	0.00	0	0.00	0	0.00	0.00

(*) The term 'encumbered' has the same meaning as assigned to it in regulation 28(3) of the SAST Regulations, 2011




(I)(c)(i) Statement showing holding of securities (including shares, warrants, convertible securities) of persons belonging to the category -
Public and holding more than 1% of the total number of shares

Sr.No. of the shareholder No.	No of shares held	Shares as a % of tot no of shares (i.e. Grand Total (A)+(B)+(C) indicated in Statement at para (I)(a) above)	Details of warrants		Details of convertible securities		Total shares (including underlying shares assuming full Conversion of warrants and convertible securities) as a % of diluted share capital
			No of warrants held	As a % Total No. of warrants of the same Class	No of convertible securt. held	% w.r.t total no. of convertibl e securt. of the same class	
1 ANAND RAJ JAIN	416667	1.01	0	0.00	0	0.00	0.00
2 ASHOK BOOB	414930	1.01	0	0.00	0	0.00	0.00
3 SHYAM LAL BOTHRA	416667	1.01	0	0.00	0	0.00	0.00
Total :	1248264	3.03	0	0.00	0	0.00	0.00




Sr. No.	Name(s) of the shareholder(s) and the Persons Acting in Concert (PAC) with them	No of shares	Shares as a % of tot no of shares (i.e. Grand Total (A)+(B)+(C) indicated in Statement at para (I)(a) above}	Details of warrants		Details of convertible securities		Total shares (including underlying shares assuming full Conversion of warrants and convertible securities) as a % of diluted share capital
				No of warrants	As a % Total No. of warrants of the same Class	No of convertible securities held	% w.r.t total no. of convertible securities of the same class	
1		0	0.00	0	0.00	0	0.00	0.00
Total :		0	0.00	0	0.00	0	0.00	0.00



(II)(a) Statement showing details of Depository Receipts(DRs)

Sr. No.	Type of outstanding DR (ADRs, GDRs, SDRs etc.)	No of outstanding DRs	No of shares underlying outstanding DRs	Shares underlying outstanding DRs as a percentage of total shares (i.e. Grand Total (A) + (B) + (C) indicated in Statement at para (I)(a) above}
1		0	0	0.00
Total :		0	0	0.00



(II)(b) Statement showing Holding of Depository Receipts (DRs), Where underlying shares held by - Promoter/ Promoter group, are in excess of 1% of the total number of shares

Sr. No.	Name of the DR Holder	Type of outstanding DR (ADRs, GDRs, SDRs etc.)	No of shares underlying outstanding DRs	Shares underlying outstanding DRs as a percentage of total Number of shares (i.e. Grand Total (A) + (B) + (C) indicated in Statement at para (I)(a) above)
1		0	0	0.00
Total :		0	0	0.00



(I)(d) Statement showing details of locked-in shares

SrNo	Name of the shareholder	Number of locked-in shares	Locked-in shares as a percentage of total number of shares (i.e., Grand Total (A)+(B)+(C) indicated in Statement at para (I)(a) above)
1	ASHOK BHANWARLAL CHHAJER	5090000	12.37
2	SANGEETA ASHOK CHHAJER	397998	0.97
Total :		5487998	13.33

