

Business Overview

- Promoted by Mr. Ashok Chhajer, the group was established in 1994 and has an impeccable track record of building real estate projects
- Dominant presence in high growth regions like Mumbai MMR (Badlapur, Shil Road, Taloja – Navi Mumbai, Panvel, Karjat and Khopoli) and Jodhpur
- Arihant has completely integrated in-house capabilities of Land Acquisition & Procurement, Liaison, Design & Engineering, EPC and Marketing & Sales
- Winner of many awards and accolades including:
 - “India’s Top 100 projects” to Arihant Adita by CRISIL (2014)
 - “Mumbai Hot 50 Brands” by Hindustan Times & Paul W (2014 & 2015)
 - “Corporate Excellence Award” by Lokmat (2014)
 - “Best Business Practices in Real Estate Award” for 2014 by Accommodation Times (2015)
 - “Best Corporate Brands-2016 by The Economic Times (2015)

Group History

5,000

 affordable homes
built

4 mn

 square feet
constructed

40

projects executed

Projects in Hand

11,000

 homes under
construction

~12 mn

 square feet
under development

12

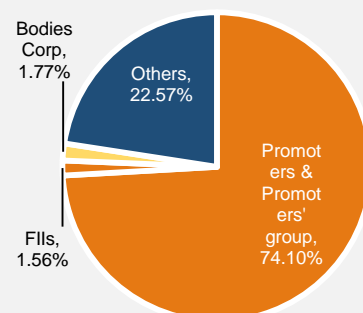
 landmark projects
under execution

Stock Profile

Issued Shares (mn)	41.2
Share Price*(Rs)	70.45
Market Cap* (mn)	~2099.2
52-week Range(Rs)	58.00 – 25.60

*Share price and market cap (BSE) as on January 27th, 2016

Shareholding Pattern

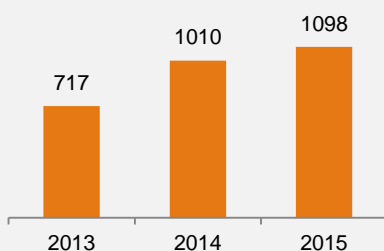


As on 31st December 2015

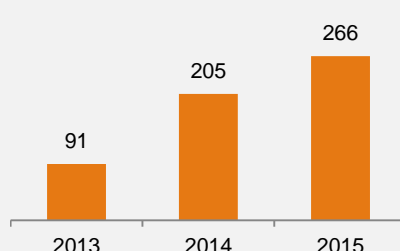
Key Financial Indicators

All figures in INR mn

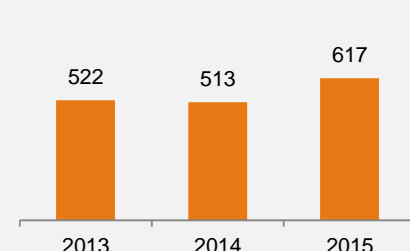
Total Income



EBITDA



Net Worth




Q3 FY 16 Update

- Total revenue was Rs. 385.1 mn as compared to Rs. 236.2 mn during the Q2FY16, reflecting an increase of 63%
- EBITDA stood at Rs. 157.6 mn as compared to Rs. 63.8 mn during the Q2FY16, increased by 147%. EBITDA Margin was 41.2% for Q3FY16 as against 27.2% in Q2FY16
- Net profit stood at Rs. 91.1 for Q3FY16 as compared to Net profit of Rs.32.0 mn in Q2FY16
- Basic EPS stood at Rs. 2.41 against 0.80 in the Q2FY16



Investor Factsheet

Q3FY16



Investment Rationale

- Strong Mumbai MMR and Jodhpur based play with a pipeline of well-located projects. 11,000 homes currently under development
- Fully paid up land bank for projects to be executed in the next seven years
- Execution capability of developing quality projects in affordable housing space. 4 mn sq. ft. of homes delivered by the group
- Land cost as percentage to realization is less than 10% for most projects executed till date
- Strong brand recall for prestigious and premium quality developments in the Navi Mumbai region
- Eminent board of directors supported by a strong management team adhering to strict corporate governance norms

Progress of Projects in hand (Q3 FY16)

Location	Project Name	Development Potential		Units Sold	Percentage Completion
		mn sqft	Units		
PANVEL	Arihant AMISHA I	0.18	224	110	38.0%
	Arihant AMISHA II	0.21	331	-	-
	Arihant AKANKSHA	2.75	2,056	274	-
	Arihant ANSHULA	0.45	488	68	17.0%
	Arihant ANAIKA	0.37	348	24	6.0%
THANE	Arihant AROHI	0.24	200	95	56.8%
MMR	Arihant ARSHIYA I	0.46	518	363	77.7%
	Arihant ARSHIYA II	0.86	1,074	154	2.0%
	Arihant ALOKI	0.45	408	73	15.0%
	Arihant ANMOL I	0.31	336	324	83.6%
	Arihant ANMOL II	0.16	96	85	73.8%
	Arihant ANMOL III	0.17	168	52	4.0%
JODHPUR	Arihant ADITA I	0.51	404	306	86.6%
	Arihant ADITA II	0.18	164	62	56.8%
	Arihant ADITA III	0.19	165	73	35.0%
	Arihant ADITA IV	0.44	336	123	-
	Arihant AYATI	0.21	77	20	24.8%
	Arihant AGRIMA	1.60	825	24	-
	Arihant ASHRAY	0.05	130	-	-
	Arihant AANGAN	0.05	120	-	-
	Arihant AANCHAL	2.1	2324	-	-

For More details Please contact

Umesh Jhwar
 VP- Strategy and IR
 Tel: +91 22 4111 3333
Umesh.j@asl.net.in

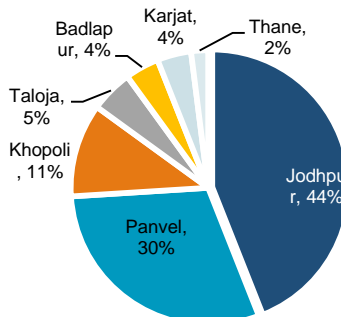
Diwakar Pingle
 Christensen
 Tel : +91 22 6452 2086
dpingle@christensenir.com

Corporate Office Address:

Arihant Superstructures Limited
 302, Persepolis Building, Sector 17,
 Plot No. 74, Vashi, Navi Mumbai,
 Maharashtra 400703

Safe Harbor: Certain statements in this document that are not historical facts, are forward-looking statements. Such forward-looking statements are subject to certain risks and uncertainties like government actions, local, political or economic developments, industry risks, and many other factors that could cause actual results to differ materially from those contemplated by the relevant forward-looking statements. The Company will not be responsible for any action taken based on such statements and undertakes no obligation to publicly update these forward-looking statements to reflect subsequent events or circumstances.

Area Wise Project Portfolio



Category Wise Project Portfolio

