

KAILASH CHAND JAIN & CO. (Regd.)

CHARTERED ACCOUNTANTS

"Edena" 1st Floor,
97, Maharshi Karve Road,
Near Income Tax Office,
Mumbai - 400 020.

e-mail : mail@kcjainco.com, kcjainco@gmail.com

Phone : 022-22009131

022-22065373

022-22005373

Fax : 022-22089978

To the Members of Arihant Vatika Realty Private Limited

Report on the Audit of the Financial Statements

Opinion

We have audited the financial statements of Arihant Vatika Realty Private Limited ("the Company"), which comprise the balance sheet as at 31 March 2020, the statement of profit and loss (including other comprehensive income), the statement of changes in equity and the statement of cash flows for the year then ended, and notes to the financial statements, including a summary of the significant accounting policies and other explanatory information.

In our opinion and to the best of our information and according to the explanations given to us, the aforesaid financial statements give the information required by the Companies Act, 2013 ('the Act') in the manner so required and give a true and fair view in conformity with the accounting principles generally accepted in India, of the state of affairs of the Company as at 31 March 2020, its profit and other comprehensive income, changes in equity and its cash flows for the year ended on that date.

Basis for Opinion

We conducted our audit in accordance with the Standards on Auditing (SAs) specified under Section 143 (10) of the Act. Our responsibilities under those SAs are further described in the Auditors' Responsibilities for the Audit of the Financial Statements section of our report. We are independent of the Company in accordance with the Code of Ethics issued by the Institute of Chartered Accountants of India together with the ethical requirements that are relevant to our audit of the financial statements under the provisions of the Act and the Rules thereunder, and we have fulfilled our other ethical responsibilities in accordance with these requirements and the Code of Ethics. We believe that the audit evidence we have obtained is sufficient and appropriate to provide a basis for our opinion.

Other Information

The Company's Management and Board of Directors are responsible for the other information. The other information comprises the information included in the Company's annual report, but does not include the financial statements and our auditors' report thereon.

Our opinion on the financial statements does not cover the other information and we do not express any form of assurance conclusion thereon.

In connection with our audit of the financial statements, our responsibility is to read the other information identified above when it becomes available and, in doing so, consider whether the other information is materially inconsistent with the financial statements or our knowledge obtained in the audit, or otherwise appears to be materially misstated, if based on the work we

performed, we conclude that there is a material misstatement therein, we are required to communicate the matter to those charged with governance.

Responsibilities of Management and Those charged with Governance for the Financial Statements

The company's Board of Directors is responsible for the matters stated in section 134(5) of the Act with respect to the preparation of these financial statements that give a true and fair view of the state of affairs (financial position), profit or loss (financial performance including Other Comprehensive Income), Changes In Equity and Cash Flows of the company in accordance with the accounting principles generally accepted in India including the Ind AS specified under section 133 of the Act. This responsibility also includes maintenance of adequate accounting records in accordance with the provisions of the Act for safeguarding of the assets of the company and for preventing and detecting frauds and other irregularities; selection and application of appropriate implementation and maintenance of accounting policies; making judgments and estimates that are reasonable and prudent; and design, implementation and maintenance of adequate internal financial controls that were operating effectively for ensuring the accuracy and completeness of the accounting records, relevant to the preparation and presentation of the financial statements that give a true and fair view and are free from material misstatement, whether due to fraud or error.

In preparing the financial statements, the Board of Directors is responsible for assessing the company's ability to continue as a going concern, disclosing, as applicable, matters related to going concern and using the going concern basis of accounting unless the Board of Directors either intends to liquidate the company or to cease operations, or has no realistic alternative but to do so.

Board of Directors are also responsible for overseeing the company's financial reporting process.

Auditor's Responsibilities for the Audit of Financial Statements

Our objectives are to obtain reasonable assurance about whether the financial statements as a whole are free from material misstatement, whether due to fraud or error, and to issue an auditors' report that includes our opinion. Reasonable assurance is a high level of assurance, but is not a guarantee that an audit conducted in accordance with SAs will always detect a material misstatement when it exists. Misstatements can arise from fraud or error and are considered material if, individually or in the aggregate, they could reasonably be expected to influence the economic decisions of users taken on the basis of these financial statements.

As part of an audit in accordance with SAs, we exercise professional judgment and maintain professional skepticism throughout the audit. We also:

- Identify and assess the risks of material misstatement of the financial statements, whether due to fraud or error, design and perform audit procedures responsive to those risks, and obtain audit evidence that is sufficient and appropriate to provide a basis for our opinion. The risk of not detecting a material misstatement resulting from fraud is higher than for one resulting from error, as fraud may involve collusion, forgery, intentional omissions, misrepresentations, or the override of internal control.
- Obtain an understanding of internal control relevant to the audit in order to design audit procedures that are appropriate in the circumstances. Under Section 143(3)(i) of the Act, we are also responsible for expressing our opinion on whether the Company has adequate



internal financial controls with reference to financial statements in place and the operating effectiveness of such controls

- Evaluate the appropriateness of accounting policies used and the reasonableness of accounting estimates and related disclosures made by management.
- Conclude on the appropriateness of management's use of the going concern basis of accounting and, based on the audit evidence obtained, whether a material uncertainty exists related to events or conditions that may cast significant doubt on the Company's ability to continue as a going concern. If we conclude that a material uncertainty exists, we are required to draw attention in our auditor's report to the related disclosures in the financial statements or, if such disclosures are inadequate, to modify our opinion. Our conclusions are based on the audit evidence obtained up to the date of our auditor's report. However, future events or conditions may cause the Company to cease to continue as a going concern.
- Evaluate the overall presentation, structure and content of the financial statements, including the disclosures, and whether the financial statements represent the underlying transactions and events in a manner that achieves fair presentation.

We communicate with those charged with governance regarding, among other matters, the planned scope and timing of the audit and significant audit findings, including any significant deficiencies in internal control that we identify during our audit.

We also provide those charged with governance with a statement that we have complied with relevant ethical requirements regarding independence, and to communicate with them all relationships and other matters that may reasonably be thought to bear on our independence, and where applicable, related safeguards.

From the matters communicated with those charged with governance, we determine those matters that were of most significance in the audit of the financial statements of the current period and are therefore the key audit matters. We describe these matters in our auditors' report unless law or regulation precludes public disclosure about the matter or when, in extremely rare circumstances, we determine that a matter should not be communicated in our report because the adverse consequences of doing so would reasonably be expected to outweigh the public interest benefits of such communication.

Report on Other Legal and Regulatory Requirements

1. As required by the Companies (Auditor's Report) Order, 2016 ('the Order'), issued by the Central Government of India in terms of Section 143 (11) of the Act, we give in the "Annexure A", a statement on the matters specified in paragraphs 3 and 4 of the Order, to the extent applicable
2. As required by Section 143 (3) of the Act, we report that:
 - (a) We have sought and obtained all the information and explanations, which to the best of our knowledge and belief, were necessary for the purposes of our audit;
 - (b) In our opinion, proper books of account as required by law have been kept by the Company so far as it appears from our examination of those books;
 - (c) The balance sheet, the statement of profit and loss (including other comprehensive income), the statement of changes in equity and the statement of cash flows dealt with by this report are in agreement with the books of account



- (d) In our opinion, the aforesaid financial statements comply with the Indian Accounting Standards (Ind AS) specified under Section 133 of the Act
- (e) On the basis of the written representations received from the directors as on 31 March 2020 taken on record by the Board of Directors, none of the directors is disqualified as on 31 March 2020 from being appointed as a director in terms of Section 164 (2) of the Act; and
- (f) With respect to the adequacy of the internal financial controls with reference to the financial statements of the Company and the operating effectiveness of such controls, refer to our separate Report in "Annexure B".
- (g) with respect to the other matters to be included in the Auditor's Report in accordance with Rule 11 of the Companies (Audit and Auditors) Rules, 2014, as amended, in our opinion and to the best of our information and according to the explanations given to us:
- i. The company does not have any pending litigation which would impact its financial position;
 - ii. The Company did not have any long-term contracts including derivative contracts for which there were any material foreseeable losses.
 - iii. There were no amounts which were required to be transferred to the Investor Education and Protection Fund by the Company

For Kailash Chand Jain & Co.

Chartered Accountants

Firm Registration No.: 112318W



Saurabh Chouhan

Partner

Membership No.: 167453

UDIN : 20167453AAAAFC1225



Place : Navi Mumbai

Date : June 27, 2020

Annexure - A to the Independent Auditors' Report

The Annexure referred to in Independent Auditors' Report to the members of the Company on the financial statements for the year ended March 31, 2020 we report that:

- (i) (a) The Company has maintained proper records showing full particulars, including quantitative details and situation of Property, Plant and equipment.
(b) Property, Plant and equipment of the company have been physically verified by the management during the year and no material discrepancies have been identified on such verification. In our opinion the frequency of verification is reasonable.
(c) The company does not own any immovable property therefore, the paragraph 3(i)(c) of the order is not applicable to the company.
- (ii) The Company Inventory includes Construction Work in Progress accordingly the requirement under paragraph 3(ii) of the Order is not applicable for Construction work in progress.
- (iii) The Company has granted loans to body corporate covered in the register maintained under section 189 of the Companies Act, 2013 ('the Act').
 - (a) In our opinion, the rate of interest and other terms and conditions on which the loans had been granted to the bodies corporate listed in the register maintained under Section 189 of the Act were not, prima facie, prejudicial to the interest of the Company.
 - (b) In the case of the loans granted to the bodies corporate listed in the register maintained under section 189 of the Act, the borrowers have been regular in the payment of the principal and interest as stipulated.
 - (c) As there are no loans given to body corporate the clause is not applicable
- (iv) In our opinion and according to the information and explanations given to us, the Company has complied with the provisions of section 185 and 186 of the Act, with respect to the loans and investments made, and guarantees and securities provided by it.
- (v) The Company has not accepted any deposits from the public within the meaning of Sections 73, 74, 75 and 76 of the Act and the Rules framed there under to the extent notified.
- (vi) The central government has not prescribed the maintenance of cost records under section 148(1) of the Act, for any of the product of the Company.
- (vii) (a) According to the information and explanations given to us and the records of the Company examined by us, in our opinion, the Company is generally regular in depositing undisputed statutory dues in respect of provident fund, income tax, sales tax, value added tax, duty of customs, service tax, goods and service tax, cess and other material statutory dues though there has been a slight delay in few cases, with the appropriate authorities.

According to the information and explanations given to us, no undisputed amounts payable in respect of provident fund, income tax, sales tax, value added tax, duty of customs, service tax, goods and service tax, cess and other material statutory dues were in arrears as at March 31, 2020 for a period of more than six months from the date they became payable except as stated below.


(b) According to the information and explanations given to us and the records of the Company examined by us, there are no dues of income tax, sales tax, service tax, duty of customs and duty of



excise duty, value added tax as at March 31, 2020 which have not been deposited on account of a dispute.

- (viii) According to the information and explanation given to us and based on our examination of the records, the company has not defaulted in the repayment of loans or borrowing to any financial institutions, banks, governments and debenture holders as at balance sheet date.
- (ix) In our opinion and according to information and explanation given to us the money raised by way of term loan has been applied, on an overall basis, for the purpose for which they were obtained.
- (x) During the course of our examination of the books and records of the Company, carried out in accordance with the generally accepted auditing practices in India, and according to the information and explanations given to us, we have neither come across any instance of material fraud by the Company or on the Company by its officers or employees, noticed or reported during the year, nor have we been informed of any such case by the Management.
- (xi) According to the information and explanations give to us and based on our examination of the records of the Company, the Company has paid for managerial remuneration in accordance with the requisite approvals mandated by the provisions of section 197 read with Schedule V to the Act.
- (xii) In our opinion and according to the information and explanations given to us, the Company is not a nidhi company. Accordingly, paragraph 3(xii) of the Order is not applicable.
- (xiii) According to the information and explanations given to us and based on our examination of the records of the Company, transactions with the related parties are in compliance with sections 177 and 188 of the Act where applicable and details of such transactions have been disclosed in the Standalone Ind AS Financial Statements as required by the applicable accounting standards.
- (xiv) According to the information and explanations give to us and based on our examination of the records of the Company, the Company has not made any preferential allotment or private placement of shares or fully or partly convertible debentures during the year. Accordingly paragraph 3(xiv) of the order is not applicable.
- (xv) According to the information and explanations given to us and based on our examination of the records of the Company, the Company has not entered into non-cash transactions with directors or persons connected with him. Accordingly, paragraph 3(xv) of the Order is not applicable.
- (xvi) The Company is not required to be registered under section 45-IA of the Reserve Bank of India Act 1934.

For Kailash Chand Jain & Co.
Chartered Accountants
Firm Registration No. : 112318W


Saurabh Chouhan
Partner
Membership No. : 167453
UDIN: 20167453AAA AFC1225



Place: Navi Mumbai
Date: June 27, 2020

Annexure - B to the Independent Auditors' Report of even date on the financial statements of Arihant Vatika Realty Private Limited.

Referred to in Paragraph 2 (f) of 'Report on Other Legal and Regulatory Requirements' section of our Report of even date.

Report on the Internal Financial Controls under Clause (i) of Sub-section 3 of Section 143 of the Companies Act, 2013 ("the Act")

We have audited the internal financial controls over financial reporting of Arihant Vatika Realty Private Limited ("the Company") as of March 31, 2020 in conjunction with our audit of the financial statements of the Company for the year ended on that date.

Management's Responsibility for Internal Financial Controls

The Company's management is responsible for establishing and maintaining internal financial controls based on the internal control over financial reporting criteria established by the Company considering the essential components of internal control stated in the Guidance Note on Audit of Internal Financial Controls over Financial Reporting issued by the Institute of Chartered Accountants of India ('ICAI'). These responsibilities include the design, implementation and maintenance of adequate internal financial controls that were operating effectively for ensuring the orderly and efficient conduct of its business, including adherence to company's policies, the safeguarding of its assets, the prevention and detection of frauds and errors, the accuracy and completeness of the accounting records, and the timely preparation of reliable financial information, as required under the Companies Act, 2013.

Auditors' Responsibility

Our responsibility is to express an opinion on the Company's internal financial controls over financial reporting based on our audit. We conducted our audit in accordance with the Guidance Note on Audit of Internal Financial Controls over Financial Reporting (the "Guidance Note") and the Standards on Auditing, issued by ICAI and deemed to be prescribed under section 143(10) of the Companies Act, 2013, to the extent applicable to an audit of internal financial controls, both applicable to an audit of Internal Financial Controls and, both issued by the Institute of Chartered Accountants of India. Those Standards and the Guidance Note require that we comply with ethical requirements and plan and perform the audit to obtain reasonable assurance about whether adequate internal financial controls over financial reporting was established and maintained and if such controls operated effectively in all material respects.

Our audit involves performing procedures to obtain audit evidence about the adequacy of the internal financial controls system over financial reporting and their operating effectiveness. Our audit of internal financial controls over financial reporting included obtaining an understanding of internal financial controls over financial reporting, assessing the risk that a material weakness exists, and testing and evaluating the design and operating effectiveness of internal control based on the assessed risk. The procedures selected depend on the auditor's judgment, including the assessment of the risks of material misstatement of the financial statements, whether due to fraud or error.

We believe that the audit evidence we have obtained is sufficient and appropriate to provide a basis for our audit opinion on the Company's internal financial controls system over financial reporting.

Meaning of Internal Financial Controls over Financial Reporting

A company's internal financial control over financial reporting is a process designed to provide reasonable assurance regarding the reliability of financial reporting and the preparation of financial



statements for external purposes in accordance with generally accepted accounting principles. A company's internal financial control over financial reporting includes those policies and procedures that

(1) Pertain to the maintenance of records that, in reasonable detail, accurately and fairly reflect the transactions and dispositions of the assets of the company;

(2) Provide reasonable assurance that transactions are recorded as necessary to permit preparation of financial statements in accordance with generally accepted accounting principles, and that receipts and expenditures of the company are being made only in accordance with authorisations of management and directors of the company; and

(3) Provide reasonable assurance regarding prevention or timely detection of unauthorised acquisition, use, or disposition of the company's assets that could have a material effect on the financial statements.

Inherent Limitations of Internal Financial Controls over Financial Reporting

Because of the inherent limitations of internal financial controls over financial reporting, including the possibility of collusion or improper management override of controls, material misstatements due to error or fraud may occur and not be detected. Also, projections of any evaluation of the internal financial controls over financial reporting to future periods are subject to the risk that the internal financial control over financial reporting may become inadequate because of changes in conditions, or that the degree of compliance with the policies or procedures may deteriorate.

Opinion

In our opinion, the Company has, in all material respects, an adequate internal financial controls system over financial reporting and such internal financial controls over financial reporting were operating effectively as at March 31, 2020 based on the internal control over financial reporting criteria established by the Company considering the essential components of internal control stated in the Guidance Note on Audit of Internal Financial Controls Over Financial Reporting issued by the Institute of Chartered Accountants of India.

For Kailash Chand Jain & Co.

Chartered Accountants

Firm's Registration Number: 112318W



Saurabh Chouhan

Partner

Membership Number: 167453

UDIN: 20167453AAAAFC1225



Place: Navi Mumbai

Date : June 27, 2020

ARIHANT VATIKA REALTY PRIVATE LIMITED

CIN-U70102MH2008PTC187732

Balance Sheet as at March 31, 2020

(All amounts in currency INR Lakhs except as stated otherwise)

Particulars		Note No.	As at March 31, 2020	As at March 31, 2019
A	ASSETS			
	Non Current Assets			
	Property, Plant & Equipment	3	431.63	487.01
	Intangible Assets	4	0.45	0.62
	Investment in Property	5	492.03	-
	Financial Assets			
	Other Financial Assets	6	3,482.54	2,812.66
			4,406.65	3,300.29
	Current Assets			
	Inventories	7	6,705.97	7,825.12
	Financial Assets			
	Trade Receivable	8	425.91	397.65
	Cash & Cash Equivalents	9	443.27	648.47
	Loans	10	2,144.87	1,560.69
	Land	11	757.87	601.84
	Other Current Assets	12	293.82	125.31
			10,771.71	11,159.08
	TOTAL		15,178.36	14,459.37
B	EQUITY AND LIABILITIES			
	EQUITY			
	Equity Share Capital	13a	1.00	1.00
	Other Equity	13b	3,325.74	2,309.77
			3,326.74	2,310.77
	Liabilities			
	Non Current Liabilities			
	Financial Liabilities			
	Borrowings	14	293.78	1,737.60
	Deferred Tax Liabilities (net)	20	6.93	7.93
			300.71	1,745.53
	Current Liabilities			
	Financial Liabilities			
	Borrowings	14	1,216.46	-
	Trade Payables	15	2,248.48	1,336.22
	Advance from Customers	16	7,803.69	7,946.32
	Other Financial Liabilities	17	38.33	648.42
	Other Current Liabilities	18	75.52	79.48
	Provisions	19	18.21	172.87
	Current Tax Liabilities (Net)	20	150.22	219.75
			11,550.91	10,403.06
	TOTAL		15,178.36	14,459.37

The accompanying Notes 1 to 38 form an integral part of the Standalone Financial Statements

As per our report of even date.

For Kailash Chand Jain & Co.

Chartered Accountants
Firm Reg. No.: 112318W



Saurabh Chouhan

Partner

Membership No.: 167453

UDIN: 20167453AAAAAFC1225



For and on behalf of the Board of Directors



Ashok B. Chhajjar

Director

DIN- 01965094



Akshay A. Agarwal

Director

DIN-00664101



Place : Navi Mumbai

Date : June 27, 2020

ARIHANT VATIKA REALTY PRIVATE LIMITED
CIN-U70102MH2008PTC187732

Statement of Profit and Loss for the Year Ended March 31, 2020
(All amounts in currency INR Lakhs except as stated otherwise)

Particulars		Note No.	Year ended 31 Mar 2020	Year ended 31 March 2019
1	Income from Operations			
	(a) Revenue from Operations	21	8,289.64	7,469.04
	(b) Other Income	22	287.60	170.05
	Total revenue		8,577.24	7,639.09
2	Expenses			
	(a) Cost of construction, land and development expenses	23.a	4,636.18	7,431.84
	(b) Changes in inventories of finished goods, work-in-progress and stock-in-trade	23.b	1,119.15	(2,501.06)
	(c) Employee benefit expenses	24	411.11	422.95
	(d) Finance costs	25	237.21	389.85
	(e) Depreciation expense		71.82	70.65
	(f) Other expenses	26	745.43	593.24
	Total expenses		7,220.90	6,407.47
3	Profit / (loss) before exceptional items and tax (1 - 2)		1,356.34	1,231.62
4	Exceptional Items (net)		-	-
5	Profit / (loss) before tax (3 + 4)		1,356.34	1,231.62
6	Tax expense:			
	(a) Current tax expense		341.36	314.51
	(b) Deferred tax liability/(Asset)		(0.99)	1.26
7	Profit / (loss) after tax (5 - 6)		1,015.97	915.85
8	Other Comprehensive Income			
	(a) Items that will not be classified to profit & loss		-	-
	(b) Items that will be reclassified to profit & loss		-	-
	Other comprehensive income		-	-
9	Total Comprehensive income for the year (7 + 8)		1,015.97	915.85
10	Earnings per share (of Rs.10/- each):			
	(a) Basic		10,159.65	9,158.47
	(b) Diluted		10,159.65	9,158.47

The accompanying Notes 1 to 38 form an integral part of the Standalone Financial Statements

As per our report of even date.

For Kallash Chand Jain & Co.

Chartered Accountants
 Firm Reg. No.: 112318W



Saurabh Chouhan
 Partner
 Membership No.: 167453
 UDIN: 20167453AAAAFC1225



For and on behalf of the Board of Directors



Ashok B. Chhajjer
 Director
 DIN- 01965094



Akshay A. Agarwal
 Director
 DIN-00664101

Place : Navi Mumbai
 Date : June 27, 2020



ARIHANT VATIKA REALTY PRIVATE LIMITED
CIN-U70102MH2008PTC187732

Statement of Changes in Inventory for the year ended march 31, 2020
(All amounts in currency INR Lakhs except as stated otherwise)

a) Equity Share Capital

Particulars	Year ended 31 March 2020	Year ended 31 March 2019
Balance at the beginning of the year	1.00	1.00
Change in equity share capital during the year	-	-
Balance at the end of the year	1.00	1.00

b) Other Equity

Particulars	Other Equity			Total Equity Attributable to Equity Holders of the Company
	Reserves & Surplus		Other Comprehensive Income	
	Security Premium Reserve	Retained Earnings		
Balance as of April, 1 2018	-	1,484.06	-	1,484.06
Loss transferred on first time adoption of IND AS 115	-	(90.14)	-	(90.14)
Profit for the period	-	915.85	-	915.85
Balance as of March, 31 2019	-	2,309.77	-	2,309.77
Balance as of April 01 2019	-	2,309.77	-	2,309.77
Changes in equity for the period ended	-	-	-	-
Tax paid under regular assessment	-	-	-	-
Profit for the period	-	1,015.97	-	1,015.97
Balance as of March ,31 2020	-	3,325.74	-	3,325.74

Retained Earnings

Retained earnings are the profits that the Company has earned till date, less any transfers to general reserve, debenture redemption reserve, dividends or other distributions paid to shareholders.

The accompanying Notes 1 to 38 form an integral part of the Standalone Financial Statements

As per our report of even date.

For Kailash Chand Jain & Co.

Chartered Accountants
 Firm Reg. No.: 112318W


Saurabh Chouhan
 Partner
 Membership No.: 167453



Place : Navi Mumbai
 Date : June 27, 2020

For and on behalf of the Board of Directors


Ashok B. Chhajjer
 Director
 DIN- 01965094


Akshay A. Agarwal
 Director
 DIN-00664101



ARIHANT VATIKA REALTY PRIVATE LIMITED

CIN-U70102MH2008PTC187732

Cash Flow Statement for the Year Ended March 31, 2020

(All amounts in currency INR Lakhs except as stated otherwise)

Particulars		Year Ended 31 Mar 2020	Year Ended 31 Mar 2019
A.	CASH FLOW FROM OPERATING ACTIVITIES		
	Net Profit before Tax and before Extra ordinary Items :	1,356.34	1,231.62
	Adjustment for Non Cash Items		
	Depreciation & Amortisation	71.82	70.65
	Interest paid	237.21	389.85
	Effect of IND AS 115	-	(90.14)
	Interest Received	(235.55)	(91.60)
		1,429.82	1,510.38
	Changes in Working Capital:-		
	(Increase)/ Decrease in Inventories	1,119.15	(2,031.82)
	(Increase)/ Decrease in Term Loans & Advances	(584.18)	(1,550.89)
	(Increase)/ Decrease in Trade & Other Receivable	(1,022.68)	1,846.92
	Increase/ (Decrease) in Current Liabilities & Provision	0.92	535.20
	Cash flow from operating activities before tax and extraordinary items	943.03	309.79
	Income tax paid	(410.91)	(96.60)
	Cash flow from operating activities before extraordinary items	532.12	- 213.19
	Adjustment for Extraordinary Items	-	-
	Cash Generated from Operating Activities	532.12	213.19
B.	CASH FLOW FROM INVESTING ACTIVITIES		
	Purchase of Fixed Assets (Net)	(16.27)	(11.62)
	Sale of Fixed Assets	-	-
	(Purchase)/Sale of Investments	(492.03)	1,615.00
	Interest Received	235.55	91.60
	Profit on sale of Investment	-	-
	Cash Generated from Investment Activities	(272.75)	1,694.98
C.	CASH FLOW FROM FINANCING ACTIVITIES		
	Increase/(Decrease) in Long Term Loans	(1,443.82)	(1,484.01)
	Increase/(Decrease) in Short Term Loans	1,216.46	-
	Interest paid	(237.21)	(389.85)
	Cash Generated from Financing Activities	(464.57)	(1,873.86)
	Net Increase in Cash & Cash Equivalents	(205.20)	34.31
	Opening Balance of Cash & Cash Equivalents	648.47	614.16
	Closing Balance of Cash & Cash Equivalents	443.27	648.47

The accompanying Notes 1 to 38 form an integral part of the Standalone Financial Statements

As per our report of even date.

For Kailash Chand Jain & Co.

Chartered Accountants

Firm Reg. No.: 112318W

Saurabh Chouhan

Partner

Membership No.: 167453

UDIN: 20167453AAAAFC1225

Place : Navi Mumbai

Date : June 27, 2020

For and on behalf of the Board of Directors

Ashok B. Chhajer

Director

DIN- 01965094

Akshay A. Agarwal

Director

DIN-00664101



ARIHANT VATIKA REALTY PRIVATE LIMITED

CIN No. U70102MH2008PTC187732

Notes forming part of the Financial Statements

1 Corporate information

Arihant Vatika Realty Private Limited ("the Company") having CIN U70102MH2008PTC187732 is a Private Limited Company domiciled and incorporated in India. The Company's Registered Office is located at Arihant Aura, B-Wing, 25th Floor, Plot no. 13/1, TTC Industrial Area, Thane Belapur Road, Turbhe, Navi Mumbai, Maharashtra - 400 705. The operation of the Company spanned in all aspect of Real Estate Development, from the identification and Acquisition of Land, planning, execution, construction and marketing of projects. The Company has its presence in the State of Maharashtra.

2 Summary of Significant Accounting Policies

2.1 Basis of preparation of financial statements

The financial statements have been prepared on accrual basis in accordance with Indian Accounting Standards (Ind AS) notified under the Companies (Indian Accounting Standards) Rules, 2015 (as amended) and the provisions of the Companies Act, 2013.

The financial statements have been prepared on accrual and going concern basis under historical cost convention except for certain financial assets and liabilities which have been measured at fair value (refer accounting policy regarding financial instruments). If no such transactions can be identified, an appropriate valuation model is used. Impairment losses of continuing operations, including impairment on inventories, are recognised.

The financial statements are presented in Indian Rupees (INR or `) and all amounts are rounded to the nearest lacs, except as stated otherwise.


The financial statements of the Company for the year ended March 31, 2020 were approved by the Board of Directors and authorised for issue on June 27, 2020.

2.2 Use of estimates and Judgements

The preparation of the financial statements in conformity with Ind AS requires management to make estimates, judgments and assumptions. These estimates, judgments and assumptions effect the application of accounting policies and the reported amounts of assets and liabilities, the disclosures of contingent assets and liabilities at the date of the financial statements and reported amounts of revenues and expenses during the period. Accounting estimates could change from period to period and actual results may differ from those estimates. Appropriate changes in estimates are made as management becomes aware of changes in circumstances surrounding the estimates. Changes in estimates are reflected in the financial statements in the period in which changes are made and, if material, their effects are disclosed in the notes to the financial statements. The basis of the description is as under:

- Evaluation of satisfaction of performance obligation at a point in time for the purpose of revenue recognition:

Determination of revenue under the satisfaction of performance obligation at a point in time method necessarily involves making estimates, some of which are of a technical



nature, concerning, where relevant, the timing of satisfaction of performance obligation, costs to completion, the expected revenues from the project or activity and the foreseeable losses to completion. The Company recognises revenue when the company satisfies its performance obligation.

- Evolution of percentage of completion for the purpose of revenue recognition:

Determination of revenue under the percentage of completion method necessarily involves making estimates, some of which are of a technical nature, concerning, where relevant, the percentage of completion, cost of completion, the expected revenue from the project or activity and the foreseeable losses to completion. Estimates of project income, as well as project costs, are reviewed periodically. The effect of changes, if any, to estimates is recognised in the financial statements for the period in which such changes are determined.

- Useful life and residual value of property, plant and equipment and intangible assets:

Useful lives of tangible assets are based on the life prescribed in Schedule II of the Companies Act, 2013 or based on internal technical evaluation. Assumptions are also made when the company assesses, whether an asset may be capitalised and which components of the cost of the asset may be capitalised.

- Recognition of deferred tax asset:

The extent of which deferred tax asset can be recognised is based on an assessment of the probability of the future taxable income against which the deferred tax assets can be utilised.

- Provisions and contingencies:

The recognition and measurement of other provisions are based on the assessment of the probability of an outflow of resources, and on past experience and circumstances known at the balance sheet date. The actual outflow of resources at a future date may therefore vary from the amount included in other provisions.

2.3 Current versus Non-current classification as required by Ind AS 1

The company presents assets and liabilities in the balance sheet based on current/non-current classification. The normal operating cycle, in the context of the company, is the time between the acquisition of land for a real estate project and its realisation in cash and cash equivalents by way of sale of developed units.

An asset is treated as current when it is:

- Expected to be realised or intended to be sold or consumed in normal operating cycle
- Held primarily for the purpose of trading
- Expected to be realised within twelve months after the reporting period, or
- Cash or cash equivalent unless restricted from being exchanged or used to settle a liability for at least twelve months after the reporting period.

All other assets are classified as non-current.

A liability is current when:

- It is expected to be settled in normal operating cycle
- It is held primarily for the purpose of trading



- It is due to be settled within twelve months after the reporting period, or
- There is no unconditional right to defer the settlement of the liability for at least twelve months after the reporting period.

All other liabilities are classified as non-current.

Deferred tax assets and liabilities are classified as non-current assets and liabilities.

2.4 Property, Plant and Equipment

Freehold/Leasehold land and capital work-in-progress is carried at cost. All other items of property, plant and equipment are stated at cost less accumulated depreciation and accumulated impairment loss, if any.

The cost of an item of property, plant and equipment comprises of its purchase price, any costs directly attributable to its acquisition and an initial estimate of the costs of dismantling and removing the item and restoring the site on which it is located, the obligation for which the company incurs when the item is acquired. Subsequent costs are included in the asset's carrying amount or recognised as a separate asset, as appropriate, only when it is probable that future economic benefits associated with the item will flow to the company and the cost of the item can be measured reliably. All other repairs and maintenance are charged to profit or loss during the reporting period in which they are incurred.


On transition to Ind AS, the company has elected to continue with the carrying value of all its property, plant and equipment recognised as at 1st April 2016 measured as per the previous GAAP and use that carrying value as the deemed cost of the property, plant and equipment.

Depreciation on property, plant and equipment is calculated using the straight-line method to allocate their cost, net of their residual values, over their estimated useful lives. The useful lives estimated for the major classes of property, plant and equipment are as follows:

Class of Property, Plant and Equipment	Useful life (in years)
Buildings	30
Rented Premises	Lease Period
Plant & Machinery	5-15
Furniture's & fixtures	8-10
Vehicles	5-10
Electrical Installations	10
Equipment's and facilities	5-8
Computer Hardware	3

The useful lives have been determined based on technical evaluation done by the management's experts, which in few cases are different than the lives as specified by Schedule II to the Companies Act, 2013. The residual values are not more than 5% of the original cost of the asset. The asset's residual values and useful lives are reviewed, and adjusted if appropriate, at the end of each reporting period.

An item of property, plant and equipment and any significant part initially recognised is derecognised upon disposal or when no future economic benefits are expected from its use or



disposal. Any gain or loss arising on de-recognition of the asset is included in the statement of profit and loss when the asset is derecognised.

Assets under construction include the cost of property, plant and equipment that are not ready to use at the balance sheet date. Advances paid to acquire property; plant and equipment before the balance sheet date are disclosed under other non-current assets. Asset under construction are not depreciated as these assets are not yet available for use.

Capital work in progress is stated at cost less impairment losses, if any. Cost comprises of expenditure incurred in respect of capital projects under development and includes any attributable/allocable cost and incidental expenses. Revenues earned, if any, from such capital projects before capitalisation are adjusted against the capital work in progress.

2.5 Dividends

Provision is made for the amount of any dividend declared, being appropriately authorised and no longer at the discretion of the company, on or before the end of the reporting period but not distributed at the end of the reporting period.

2.6 Investment Properties

Investment properties are measured initially at cost, including transaction costs and borrowing costs, wherever applicable. Subsequent to initial recognition, investment properties are stated at cost less accumulated depreciation and accumulated impairment loss, if any. Subsequent expenditure is capitalised to the asset's carrying amount only when it is probable that future economic benefits associated with the expenditure will flow to the company and the cost of the item can be measured reliably. All other repairs and maintenance costs are expensed when incurred.

Investment properties are derecognised upon disposal or when no future economic benefits are expected from its use or disposal. Any gain or loss arising on de-recognition of investment properties are included in profit and loss in the period of de-recognition.

2.7 Intangible Assets

Intangible assets acquired separately are measured on initial recognition at cost. Following initial recognition, intangible assets are carried at cost less any accumulated amortisation and impairment loss. Subsequent expenditure is capitalised only if it is probable that the future economic benefits associated with the expenditure will flow to the company.

On transition to Ind AS, the company has elected to continue with the carrying value of all its intangible assets recognised as at 1st April, 2016 measured as per the previous GAAP and use that carrying value as the deemed cost of intangible assets.

The useful lives of intangible assets are assessed as either finite or indefinite.

Intangible assets with finite lives are amortised on a straight-line method over the useful economic life and assessed for impairment whenever there is an indication that the intangible asset may be impaired. The amortisation period and the amortisation method for an intangible asset are reviewed at least at the end of each reporting period and adjusted, if appropriate. The useful economic lives estimated for various classes of intangible assets are as follows:

Class of Intangible assets	Useful life (in years)
-----------------------------------	-------------------------------

Goodwill	5
----------	---



Trademark and Logo	10
Software	3

Intangible assets with indefinite useful lives are not amortised, but are tested for impairment annually.

2.8 Finance Costs

Borrowing costs that are directly attributable to the acquisition/construction of qualifying assets or for long term project development are capitalised as part of their cost of such land till the revenue is recognised for the land.

Other borrowing costs are recognised in the statement of profit and loss in the period in which they are incurred.

2.9 Non-current Assets held for Sale

Non-current assets are classified as held for sale if their carrying amount will be recovered principally through a sale transaction rather than through continuing use and a sale is considered highly probable. They are measured at the lower of their carrying amount and fair value less costs to sell.

Non-current assets classified as held for sale and their related liabilities are presented separately in the balance sheet. Non-current assets are not depreciated or amortised while they are classified as held for sale.

2.10 Inventories

Construction Materials and Consumables

Construction material are valued at lower of cost and net realisable value.

Land/Development Rights

Land/Development Rights are valued at lower of cost and net realisable value.

Construction Work in Progress

Completed units and project development forming part of work in progress are valued at lower of cost and net realisable value. Cost includes direct materials, labour, project specific direct and indirect expenses, borrowing costs.

Finished Goods

Finished goods of completed projects and stock in trade of units is valued at lower of cost or net realisable value.

Net realisable value is the estimated selling price in the ordinary course of business, less estimated costs of completion and the estimated costs necessary to make the sale.

2.11 Cash and Cash Equivalent

Cash and cash equivalent in the balance sheet comprise cash at banks and on hand and short- term deposits maturing within twelve months from the date of Balance Sheet, which are subject to an insignificant risk of changes in value.

2.12 Financial Instruments

- **Financial Instruments - Initial recognition and measurement**



Financial assets and financial liabilities are recognised in the company's statement of financial position when the company becomes a party to the contractual provisions of the instrument. The company determines the classification of its financial assets and liabilities at initial recognition. All financial assets are recognised initially at fair value plus, in the case of financial assets not recorded at fair value through profit or loss, transaction costs that are attributable to the acquisition of the financial asset.

- **Financial assets-Subsequent measurement**

The Subsequent measurement of financial assets depends on their classification which is as follows:

- a. **Financial assets at fair value through profit or loss**

Financial assets at fair value through profit and loss include financial assets held for sale in the near term and those designated upon initial recognition at fair value through profit or loss.

- b. **Financial assets measured at amortised cost**

Loans and receivables are non-derivative financial assets with fixed or determinable payments that are not quoted in an active market. Trade receivables do not carry any interest and are stated at their nominal value as reduced by appropriate allowance for estimated irrecoverable amounts based on the ageing of the receivables balance and historical experience. Additionally, a large number of minor receivables are grouped into homogenous groups and assessed for impairment collectively. Individual trade receivables are written off when management deems them not to be collectible.

- c. **Financial assets at fair value through OCI**

All equity investments, except investments in subsidiaries, joint ventures and associates, falling within the scope of Ind AS 109, are measured at fair value through Other Comprehensive Income (OCI). The company makes an irrevocable election on an instrument by instrument basis to present in other comprehensive income subsequent changes in the fair value. The classification is made on initial recognition and is irrevocable.

If the company decides to designate an equity instrument at fair value through OCI, then all fair value changes on the instrument, excluding dividends, are recognized in the OCI.

- **Financial assets-DE recognition**

The company derecognises a financial asset when the contractual rights to the cash flows from the assets expire or it transfers the financial asset and substantially all the risks and rewards of ownership of the asset.

Upon DE recognition of equity instruments designated at fair value through OCI, the associated fair value changes of that equity instrument is transferred from OCI to Retained Earnings.

- **Investment in subsidiaries, joint ventures and associates**



Investments made by the company in subsidiaries, joint ventures and associates are measured at cost in the separate financial statements of the company.

- **Financial liabilities-Subsequent measurement**

The Subsequent measurement of financial liabilities depends on their classification which is as follows:

- **Financial liabilities at fair value through profit or loss**

Financial liabilities at fair value through profit or loss include financial liabilities held for trading, if any.

- **Financial liabilities measured at amortised cost**

Interest bearing loans and borrowings including debentures issued by the company are subsequently measured at amortised cost using the effective interest rate method (EIR). Amortised cost is calculated by taking into account any discount or premium on acquisition and fee or costs that are integral part of the EIR. The EIR amortised is included in finance costs in the statement of profit and loss

- **Financial liabilities -DE recognition**

A financial liability is derecognised when the obligation under the liability is discharged or expires. When an existing financial liability is replaced by another from the same lender on substantially different terms, or the terms of an existing liability are substantially modified, such an exchange or modification is treated as DE recognition of the original liability and the recognition of new liability. The difference in the respective carrying amount is recognised in the statement of profit and loss.

- **Offsetting financial instruments**

Financial assets and financial liabilities are offset and the net amount reported in the statement of financial position, if and only if, there is a currently enforceable legal right to offset the recognised amounts and there is an intention to settle on a net basis, or to realise the assets and settle the liabilities simultaneously.

- **Fair value measurement**

The company measures certain financial instruments at fair value at each reporting date. Fair value is the price that would be received to sell an asset or paid to transfer a liability in an orderly transaction between market participants at the measurement date. The fair value measurement is based on presumption that the transaction to sell the asset or transfer the liability takes place either:

- In the principal market for the assets or liability or
- In the absence of a principal market, in the most advantageous market for the asset or liability.

The principal or the most advantageous market must be accessible to the company.

The company uses valuation technique that are appropriate in the circumstances and for which sufficient data are available to measure fair value, maximising the use of relevant observable inputs and minimising the use of unobservable inputs.



Level 1 - Quoted (unadjusted) market prices in active market for identical assets or liabilities.

Level 2 - Valuation techniques for which the lowest level input that is significant to the fair value measurement is directly or indirectly observable.

Level 3 - Valuation technique for which the lowest level input that is significant to the fair value measurement is unobservable.

2.13 Revenue Recognition

Revenue is recognised to the extent that it is probable that the economic benefits will flow to the company and the revenue can be reliably measured, regardless of when the payment is received. Revenue is measured at the fair value of the consideration received or receivable, taking into account contractually defined terms of payment and excluding taxes, duties or other charges collected on behalf of the government/authorities.

The specific recognition criteria for the various types of the company's activities are described below:

Revenue from Real Estate Projects

Ind AS 115 has been notified by Ministry of Corporate Affairs (MCA) on March 28, 2018 and is effective from accounting period beginning on or after April 01, 2018.

The Company has applied full retrospective approach in adopting the new standard and accordingly recognised revenue in accordance with Ind AS 115 as compared to earlier Percentage of Completion method as per the Guidance Note on Accounting for Real Estate Transactions (for entities to whom Ind AS is applicable)

In accordance with the principles of Ind AS 115 revenue in respect of real estate project is recognised on satisfaction of Performance obligation at a point in time by transferring a promised good or services (i.e. an asset) to a customer and the customer obtains control of that asset.

To determine the point in time at which a customer obtains control of a promised asset and the entity satisfies a performance obligation, the company considers following indicators of the transfer of control to customers:

- a. the company has a present right to payment for the asset;
- b. the company has transferred to the buyer the significant risks and rewards of ownership of the real estate;
- c. the company retains neither continuing managerial involvement to the degree usually associated with ownership nor effective control over the real estate sold;
- d. the amount of revenue can be measured reliably;
- e. the costs incurred or to be incurred in respect of the transaction can be measured reliably;
- f. The customer has accepted the asset.
- g. When the stage of completion of the Project reaches a reasonable level of development. A reasonable level of development is not achieved if the expenditure incurred on construction and development costs is less than 10 % of the construction and development costs.



- h. At least 10% of the Saleable Project Area is secured by Contracts or Agreements with buyers.
- i. At least 10 % of the Total Revenue as per the Agreements of Sale or any other legally enforceable documents are realised at the reporting date in respect of each of the contracts and it is reasonable to expect that the Parties to such Contracts will comply with the payment terms as defined in the contracts.

The satisfaction of performance obligation and the control thereof is transferred from the company to the buyer upon possession or upon issuance of letter for offer of possession (deemed date of possession), whichever is earlier, subject to realisation/certainty of realisation.

Obligations: The Company is under an obligation to comply with the following In terms of the Real Estate (Regulation and Development) Act 2016 (RERA)

- a. Obligation to keep 70% of the amounts realized from real estate project from allottees from time to time, in a separate account in a scheduled bank
- b. To enable formation of the association or society of allottees
- c. Liability to rectify structural defect or defect in workmanship within 30 days if brought to notice of the company by allottee within 5 years from the date of handing over possession.

Interest income

Interest income from debt instruments (including Fixed Deposits) is recognised using the effective interest rate method. The effective interest rate is that rate that exactly discounts estimated future cash receipts through the expected life of the financial asset to the gross carrying amount of a financial asset. While calculating the effective interest rate, the company estimates the expected cash flows by considering all the contractual terms of the financial instrument (for example, prepayment, extension, call and similar options) but does not consider the expected credit losses.

Dividends

Revenue is recognised when the company's right to receive the payment is established.

Delayed payment charges

Delayed payment charges claimed to expedite recoveries are accounted for on realisation.

Other Income

Other Income is accounted for on accrual basis except, where the receipt of income is uncertain.

2.14 Foreign currency transactions

Foreign currency transactions are translated into Indian rupee using the exchange rates prevailing on the date of the transaction. Foreign exchange gains and losses resulting from the settlement of these transactions and from the translation of monetary assets and liabilities denominated in foreign currencies at year end exchange rates are recognised in profit or loss.

2.15 Income Taxes



Current Tax

The current tax expense for the period is determined as the amount of tax payable in respect of taxable income for the period, based on the applicable income tax rates.

Current tax relating to items recognised in other comprehensive income or equity is recognised in other comprehensive income or equity, respectively.

Deferred Tax

Deferred tax is provided using the liability method on temporary differences between the tax bases of assets and liabilities and their carrying amounts for financial reporting purposes at the reporting date.

Deferred tax liabilities are recognised for all taxable temporary differences. Deferred tax assets are recognised for all deductible temporary differences and, the carry forward of unused tax credits and any unused tax losses. Deferred tax assets are recognised to the extent that it is probable that taxable profit will be available against which the deductible temporary differences, the carry forward of unused tax credits and unused tax losses can be utilised.

Deferred tax assets and liabilities are measured at the tax rates that are expected to apply in the year when the asset is realised or the liability is settled, based on tax rates (and tax laws) that have been enacted at the reporting date.

Deferred tax relating to items recognised in other comprehensive income or equity is recognised in other comprehensive income or equity, respectively.

Deferred tax assets and deferred tax liabilities are offset if a legally enforceable right exists to set off current tax assets against current tax liabilities.

2.16 Provisions, Contingent Liabilities and Contingent Assets

A provision is recognised when the company has present determined obligations as a result of past events an outflow of resources embodying economic benefits will be required to settle the obligations. Provisions are recognised at the best estimate of the expenditure required to settle the present obligation at the balance sheet date.

If the effect of the time value of money is material, provisions are discounted using a current pre tax rate that reflects, where appropriate, the risks specific to the liability. Where discounting is used, the increase in the provision due to the passage of time is recognised as a finance cost.

A Contingent liability is not recognised but disclosed in the notes to the accounts, unless the probability of an outflow of resources is remote.

A contingent asset is generally neither recognised nor disclosed.

2.17 Earnings Per Share

The basic earnings per share (EPS) is calculated by dividing the net profit or loss for the year attributable to the equity shareholders by the weighted average number of equity shares outstanding during the year.

For the purpose of calculating Diluted earnings per share, the net profit or loss for the year attributable to the equity shareholders and the weighted average number of equity



shares outstanding during the year are adjusted for the effects of all dilutive potential equity shares.

2.18 Exceptional Items

Exceptional items refer to items of income or expense within statement of profit and loss from ordinary activities which are non-recurring and are of such size, nature or incidence that their separate disclosure is considered necessary to explain the performance of the company.

2.19 Impairment of non-financial Assets

The carrying amounts of assets are reviewed at each reporting date if there is any indication of impairment based on internal / external factors. An impairment loss is recognised wherever the carrying amount of an asset exceeds its recoverable amount. The recoverable amount is the greater of the asset's fair value less cost of disposals and value in use. In assessing value in use, the estimated future cash flows are discounted to their present value using a pre-tax discount rate that reflects current market assessments of the time value of money and the risks specific to the asset. Fair value is the price that would be received to sell an asset or paid to transfer a liability in orderly transaction between market participants at the measurement date. After impairment, depreciation is provided on the revised carrying amount of the asset over its remaining useful life.

The Group bases its impairment calculation on detailed budgets and forecast calculations, which are prepared separately for the Company Cash Generating Unit's (CGU) to which the individual assets are allocated. These budgets and forecast calculations generally cover a period of five years. For longer periods, a long-term growth rate is calculated and applied to project future cash flows after the fifth year.

Impairment losses are recognised in the Statement of Profit and Loss in expense categories.

An assessment is made at each reporting date as to whether there is any indication that previously recognised impairment losses may no longer exist or may have decreased. If such indication exists, the Company estimates the asset's or CGU's recoverable amount. A previously recognised impairment loss is reversed only if there has been a change in the assumptions used to determine the asset's recoverable amount since the last impairment loss was recognised. The reversal is limited so that the carrying amount of the asset does not exceed its recoverable amount, nor exceed the carrying amount that would have been determined, net of depreciation, had no impairment loss been recognised for the asset in prior years.

2.20 Critical Accounting Estimates

Property, Plant and Equipment

Property, plant and equipment represent a proportion of the asset base of the company. The charge in respect of periodic depreciation is derived after determining an estimate of an asset's expected useful life and the expected residual value at the end of its life. The useful lives and residual values of company's assets are determined by management at the time the asset is acquired and reviewed periodically, including at each financial year end. The lives are based on historical experience with similar assets



as well as anticipation of future events, which may impact their life, such as changes in technology.

Intangible assets

The company tests whether intangible assets have suffered any impairment on an annual basis. The recoverable amount of a cash generating unit is determined based on value in use calculations which require the use of assumptions.

Investment property

The charge in respect of periodic depreciation on investment properties is derived after determining an estimate of an asset's expected useful life and the expected residual value at the end of its life. The useful lives and residual values of company's

Investment properties are determined by management at the time the asset is acquired and reviewed periodically, including at each financial year end. The lives are based on historical experience with similar assets as well as anticipation of future events, which may impact their life, such as changes in technology.



Note 3 Property, Plant & Equipment

*The changes in carrying value of property, plant & equipment for the year ended March, 31st 2020

Particulars	Plant & Machinery	Office Equipment	Computer Equipment	Furniture & Fixtures	Vehicles	Total
Gross carrying value as of April 1, 2019	453.45	12.78	6.84	95.06	26.32	594.45
Additions	-	12.53	3.75	-	-	16.28
Deletions	-	-	-	-	-	-
Gross carrying value as of March 31, 2020	453.45	25.31	10.59	95.06	26.32	610.73
Accumulated Depreciation as of April 1, 2019	75.00	7.06	3.71	12.25	9.42	107.44
Depreciation	54.14	3.12	1.47	8.96	3.96	71.66
Accumulated depreciation on deletion	-	-	-	-	-	-
Accumulated Depreciation as of March 31, 2020	129.14	10.18	5.18	21.21	13.38	179.10
Carrying Value as of March 31, 2020	324.31	15.13	5.41	73.85	12.94	431.63
Carrying Value as of April 1, 2019	378.45	5.72	3.13	82.81	16.90	487.01

The changes in carrying value of property, plant & equipment for the year ended March, 31st 2019

Particulars	Plant & Machinery	Office Equipment	Computer Equipment	Furniture & Fixtures	Vehicles	Total
Gross carrying value as of April 1, 2018	449.55	11.57	3.59	91.80	26.32	582.83
Additions	3.90	1.21	3.25	3.26	-	11.62
Deletions	-	-	-	-	-	-
Gross carrying value as of March 31, 2019	453.45	12.78	6.84	95.06	26.32	594.45
Accumulated Depreciation as of April 1, 2018	21.18	4.84	2.78	2.53	5.51	36.84
Depreciation	53.82	2.22	0.93	9.72	3.91	70.60
Accumulated depreciation on deletion	-	-	-	-	-	-
Accumulated Depreciation as of March 31, 2019	75.00	7.06	3.71	12.25	9.42	107.44
Carrying Value as of March 31, 2019	378.45	5.72	3.13	82.81	16.90	487.01
Carrying Value as of April 1, 2018	428.37	6.73	0.81	89.27	20.81	545.99



ARIHANT VATIKA REALTY PRIVATE LIMITED
CIN-U70102MH2008PTC187732
Notes Forming Part of the Financial Statements
(All amounts in currency INR Lakhs except as stated otherwise)

Note 4 Intangible Assets

The changes in carrying value of Intangible Assets for the year ended March, 31 2020

Particulars	Software	Trademark	Total
Gross carrying value as of April 1, 2019	0.25	0.90	1.15
Additions	-	-	-
Deletions	-	-	-
Gross carrying value as of March 31, 2020	0.25	0.90	1.15
Accumulated Depreciation as of April 1, 2019	0.21	0.33	0.54
Depreciation	-	0.16	0.16
Accumulated depreciation on deletion	-	-	-
Accumulated Depreciation as of March 31, 2020	0.21	0.49	0.70
Carrying Value as of March 31, 2020	0.04	0.41	0.45
Carrying Value as of April 1, 2019	0.04	0.57	0.61

The changes in carrying value of Intangible Assets for the year ended March, 31 2019

Particulars	Software	Trademark	Total
Gross carrying value as of April 1, 2018	0.25	0.90	1.15
Additions	-	-	-
Deletions	-	-	-
Gross carrying value as of March 31, 2019	0.25	0.90	1.15
Accumulated Depreciation as of April 1, 2018	0.21	0.27	0.48
Depreciation	-	0.05	0.05
Accumulated depreciation on deletion	-	-	-
Accumulated Depreciation as of March 31, 2019	0.21	0.32	0.53
Carrying Value as of March 31, 2019	0.04	0.58	0.62
Carrying Value as of April 1, 2018	0.04	0.63	0.67



ARIHANT VATIKA REALTY PRIVATE LIMITED
CIN-U70102MH2008PTC187732
Notes Forming Part of the Financial Statements
(All amounts in currency INR Lakhs except as stated otherwise)

Note 5 Investments

Particulars	As at March 31, 2020	As at March 31, 2019
Non-Current Investments		
Arihant Paradise Realty Pvt .Ltd (Floor 22 to 26)	492.03	-
Total Carrying Value	492.03	-

Note 6 Other Financial Assets

Particulars	As at March 31, 2020	As at March 31, 2019
Other Non - Current financial assets		
(a) Security Deposits	3,482.54	2,812.66
Total	3,482.54	2,812.66



Note 7 Inventories

Particulars	As at	As at
	March 31, 2020	March 31, 2019
(a) Finished goods	158.64	73.25
(b) Work in Progress		
Work in Progress	6,389.04	7,667.61
Raw Material	158.29	84.26
Total	6,705.97	7,825.12

Note 8 Trade receivables

Particulars	As at	As at
	March 31, 2020	March 31, 2019
Trade receivables		
Unsecured, considered good	425.91	397.65
Total	425.91	397.65

The real estate sales are made on the basis of cash down payment or construction linked payment plan. In case of construction linked payment plan, invoice is raised on the customer in accordance with milestone achieved as per flat buyer agreement. The final possession of the property is offered to the customer subject to payment of full value of consideration. Accordingly, the company doesn't expect any credit loss.

Note 9 Cash and cash equivalents

Particulars	As at	As at
	March 31, 2020	March 31, 2019
(a) Cash in hand	16.41	12.51
(b) Balances with banks		
(i) In current accounts	319.06	211.52
(ii) In deposit accounts		
Deposits with original maturity for more than 3 months but less than 12 months	107.80	424.44
Total	443.27	648.47

Note 10 Loans

Particulars	As at	As at
	March 31, 2020	March 31, 2019
Current loans		
(a) Loans to Relative	1,303.63	1,096.22
(b) Advances to employees	0.21	0.99
(c) Loans and advances to others	841.03	463.48
Total	2,144.87	1,560.69

Note 11 Land

Particulars	As at	As at
	March 31, 2020	March 31, 2019
Land - Aalishan	232.86	232.86
Land Ghot Taloja	-	289.20
Land - (Juveli- Tal, Ambernath)	79.78	79.78
Land - Koynavele, Panvel	445.23	-
Total	757.87	601.84

Note 12 Other current assets

Particulars	As at	As at
	March 31, 2020	March 31, 2019
Prepaid expenses	1.78	0.60
GST Receivable	222.12	42.91
Advance to Supplier	69.92	81.80
Total	293.82	125.31



ARIHANT VATIKA REALTY PRIVATE LIMITED
CIN-U70102MH2008PTC187732
Notes Forming Part of the Financial Statements
(All amounts in currency INR Lakhs except as stated otherwise)
Note 13
a. Equity

Particulars	As at March 31, 2020		As at March 31, 2019	
	Number of shares	₹ in Lakhs	Number of shares	₹ in Lakhs
(a) Authorised 10000 Equity shares of ₹10 each.	10,000	1.00	10,000	1.00
(b) Issued Equity shares of ₹ 10 each with voting rights	10,000	1.00	10,000	1.00
(c) Subscribed and fully paid up Equity shares of ₹ 10 each with voting rights	10,000	1.00	10,000	1.00
Total	10,000	1.00	10,000	1.00

Notes:

(i) Reconciliation of the number of shares and amount outstanding at the beginning and at the end of the reporting period:

Particulars	Opening Balance	Changes	Closing Balance
Equity shares with voting rights			
Period ended 31 st March, 2020			
- Number of shares	10,000	-	10,000
- Amount (₹ in Lakhs)	1.00	-	1.00
Period ended 31 st March, 2019			
- Number of shares	10,000	-	10,000
- Amount (₹ in Lakhs)	1.00	-	1.00

Shareholders holding more than 5% shares in the Company

Class of shares / Name of shareholder (holding more than 5%)	As at March 31, 2020		As at March 31, 2019	
	Number of shares held	% holding in that class of shares	Number of shares held	% holding in that class of shares
Equity shares with voting rights				
Arihant Superstructures Ltd	6,000.00	60.00%	6,000.00	60.00%
Sujata Agarwal	1,570.00	15.70%	1,570.00	15.70%
Akshay Agarwal	1,150.00	11.50%	1,150.00	11.50%

b) Other Equity

Particulars	Other Equity			Total Equity Attributable to Equity Holders of the Company
	Reserves & Surplus		Other Comprehensive Income	
	Security Premium Reserve	Retained Earnings		
Balance as of April 1, 2018	-	1,484.06	-	1,484.06
Changes in equity for the year ended March, 31 2019	-	-	-	-
Loss transferred on first time adoption of IND AS 115	-	(90.14)	-	(90.14)
Dividends	-	-	-	-
Profit for the year	-	915.85	-	915.85
Balance as of March, 31 2019	-	2,309.77	-	2,309.77
Balance as of April, 1 2019	-	2,309.77	-	2,309.77
Changes in equity for the year ended March 31, 2020	-	-	-	-
Profit for the year	-	1,015.97	-	1,015.97
Balance as of March, 31 2020	-	3,325.74	-	3,325.74



ARIHANT VATIKA REALTY PRIVATE LIMITED

CIN-U70102MH2008PTC187732

Notes Forming Part of the Financial Statements

(All amounts in currency INR Lakhs except as stated otherwise)

Note 14 Borrowings

Particulars	As at March 31, 2020	As at March 31, 2019
Non-current borrowings		
(a) Other loans and advances		
Secured Loans		
Vehicle Loans	7.47	10.70
<u>Term Loan</u>		
Capri Global Capital Ltd.	286.31	1,726.90
	293.78	1,737.60
Current borrowings		
(a) Loans repayable on demand		
Unsecured Loans		
Loans From Related Parties	1,216.46	-
	1,216.46	-
Total	1,510.24	1,737.60

Note :

1. Construction Finance from Capri Global Capital Limited is secured against land (with all the buildings and structures thereon) Project Anaika situated Koyanavile, Maharashtra and repayable till February 2021.

2. Vehicle loans are secured against the vehicle itself.

3. The Company has also accepted loan from Related Parties @ interest rate of 15% PA.

Note 15 Trade payables

Particulars	As at March 31, 2020	As at March 31, 2019
(a) Trade payables:		
Sundry creditors	1,761.59	978.75
Retention	486.89	357.47
Total	2,248.48	1,336.22

Disclosure of Payable to vendors as defined under " Micro, Small and Medium Enterprises Development Act 2006 " is based on the information available with company regarding the status of registration of such vendors under said act, as per intimation received from them on request made by the company. There are no overdue principal amount/ interest payable amounts for delayed payment to such vendors at Balance Sheet date.

The company has send notices to all vendors to provide details regard their Micro, Small and Medium Enterprises Status. No vendor has informed its status as Micro, Small and Medium Enterprises.



Note 16 Advances from Customers

Particulars	As at March 31, 2020	As at March 31, 2019
Bookings Received	7,803.69	7,946.32
Total	7,803.69	7,946.32

Note 17 Other financial liabilities

Particulars	As at March 31, 2020	As at March 31, 2019
Other Current Financial Liabilities		
(a) Other payables		
Book O/D	8.49	553.91
Society Maintaince	29.84	94.51
Total	38.33	648.42

Note 18 Other current liabilities

Particulars	As at March 31, 2020	As at March 31, 2019
(a) Other payables		
(i) Statutory remittances	23.72	22.51
(ii) Others Payable	51.80	56.97
Total	75.52	79.48

Note 19 Provisions

Particulars	As at March 31, 2020	As at March 31, 2019
Current		
Provision for Expenses	17.40	172.06
Provision for Gratuity	0.81	0.81
Total	18.21	172.87

Note 20 Current tax liabilities

Particulars	As at March 31, 2020	As at March 31, 2019
Income Tax	150.22	219.75
Deferred Tax Liability	6.93	7.93
Total	157.15	227.69



ARIHANT VATIKA REALTY PRIVATE LIMITED

CIN-U70102MH2008PTC187732

Notes Forming Part of the Financial Statements

(All amounts in currency INR Lakhs except as stated otherwise)

Note 21 Revenue from operations

	Particulars	Year ended 31 Mar 2020	Year ended 31 March 2019
(a)	Sale of Product	8,289.64	7,469.04
	Total	8,289.64	7,469.04

	Particulars	Year ended 31 Mar 2020	Year ended 31 March 2019
(i)	Manufactured finished/unfinished		
	Sale Anaika	4,328.69	5,394.52
	Sale Aalishan	1,154.54	954.38
	Sale Anmol	2,341.49	1,120.14
	Sale Amber	464.92	-
	Total	8,289.64	7,469.04

Note 22 Other income

	Particulars	Year ended 31 Mar 2020	Year ended 31 March 2019
(a)	Interest income		
	Others (Refer note (i) below)	235.55	91.60
(b)	Other non-operating income (Refer note (ii) below)	52.05	78.45
	Total	287.60	170.05

	Particulars	Year ended 31 Mar 2020	Year ended 31 March 2019
(i)	Interest income comprises:		
	Fixed Deposits	6.94	7.41
	Other balances	228.61	84.19
	Total - Interest income	235.55	91.60
	Income on Booking Cancellation	7.79	9.59
	Other Income	44.26	68.86
	Total - Other non-operating income	52.05	78.45



ARIHANT VATIKA REALTY PRIVATE LIMITED

CIN-U70102MH2008PTC187732

Notes Forming Part of the Financial Statements

(All amounts in currency INR Lakhs except as stated otherwise)

Note 24.(a) Cost of construction, land and development expenses

Particulars	Year ended 31 Mar 2020	Year ended 31 March 2019
Purchases	1,284.92	1,601.53
Land Cost	292.20	2,209.61
Direct Expenses	3,059.06	3,620.70
Total	4,636.18	7,431.84

Note 24.(b) Changes in inventories of finished goods

Particulars	Year ended 31 Mar 2020	Year ended 31 March 2019
<u>Inventories at the end of the period:</u>		
Traded goods	158.64	73.25
Incomplete projects (WIP)	6,389.04	7,667.61
Raw Material at Site	158.29	84.26
	6,705.97	7,825.12
<u>Inventories at the beginning of the period:</u>		
Traded goods	73.25	13.63
Incomplete projects (WIP)	7,667.61	5,216.24
Raw Material at site	84.26	94.19
	7,825.12	5,324.06
Net (increase) / decrease	1,119.15	(2,501.06)



ARIHANT VATIKA REALTY PRIVATE LIMITED

CIN-U70102MH2008PTC187732

Notes Forming Part of the Financial Statements

(All amounts in currency INR Lakhs except as stated otherwise)

Note 24 Employee benefit expenses

Particulars	Year ended 31 Mar 2020	Year ended 31 March 2019
Salaries, wages and bonus (Refer note (i) below)	385.78	395.69
Staff welfare expenses	17.46	15.37
Contribution to Provident Fund	7.87	11.89
Total	411.11	422.95

Notes:

Particulars	Year ended 31 Mar 2020	Year ended 31 March 2019
Salary A/c	370.98	372.02
Director Remuneration	14.79	23.67
Total	385.78	395.69

Note 25 Finance costs

Particulars	Year ended 31 Mar 2020	Year ended 31 March 2019
(a) Interest expense on:		
Interest on secured loans	194.69	368.55
Interest on unsecured loans	42.52	21.30
Total	237.21	389.85

Note 26 Other expenses

Particulars	Year ended 31 Mar 2020	Year ended 31 March 2019
Administrative Expenses	38.61	29.93
Selling & Distribution	569.62	346.29
Legal and Professional Fees	88.53	83.37
Rent, Rates & Taxes	9.13	70.06
Corporate Social Responsibility	-	0.11
Directors Sitting Fees	0.40	0.50
Audit Fees	2.00	1.50
Vechils Running Exp	18.94	16.41
Compensation	13.03	43.49
Others	5.17	1.58
Total	745.43	593.24



Note 27: Financial Instruments : Accounting classifications and fair value measurements

(i) Accounting classifications

The fair values of the financial assets and liabilities are determined at the amount at which the instrument could be exchanged in a current transaction between willing parties, other than in a forced or liquidation sale.

The following methods and assumptions were used to estimate the fair values:

The carrying amounts of trade receivables, cash and cash equivalents, bank balances, short term deposits, trade payables, payables for acquisition of property, plant and equipment, short term loans from banks, financial institutions and other current financial assets and liabilities are considered to be the same as their fair values, due to their short-term nature.

(ii) Fair value measurements

The Company uses the following hierarchy for determining and disclosing the fair value of financial instruments by valuation technique:

Level 1 – Quoted (unadjusted) market prices in active markets for identical assets or liabilities.

Level 2 – Valuation techniques for which the lowest level input that is significant to the fair value measurement is directly or indirectly observable.

Level 3 – Valuation techniques for which the lowest level input that is significant to the fair value measurement is unobservable.

The following table presents carrying value and fair value of financial instruments by categories and also fair value hierarchy of assets and liabilities measured at fair value :

Tuesday, March 31, 2020

Particulars	Note	Non-Current	Current	Carrying Value - Total	Classification			Fair Value		
					FVTPL	FVTOCI	Amortised Cost	Level-1	Level-2	Level-3
Financial Assets										
Non Current										
Other Financial Assets	6	3,482.54	-	3,482.54	-	-	3,482.54	-	-	3,483
Trade Receivable	8	-	425.91	425.91	-	-	425.91	-	-	425.91
Cash & Cash Equivalents	9	-	443.27	443.27	-	-	443.27	-	-	443.27
Loans	10	2,144.87	-	2,144.87	-	-	2,144.87	-	-	2,144.87
Total		5,627.41	869.18	6,496.59	-	-	6,496.59	-	-	6,496.59
Financial Liabilities										
Long term Borrowings	14	293.78	-	293.78	-	-	293.78	-	-	293.78
Short term Borrowings	14	-	1,216.46	1,216.46	-	-	1,216.46	-	-	1,216.46
Trade payables	15	-	2,248.48	2,248.48	-	-	2,248.48	-	-	2,248.48
Other Financial Liabilities	17	-	38.33	38.33	-	-	38.33	-	-	38.33
Total		293.78	3,503.28	3,797.06	-	-	3,797.06	-	-	3,797.06

Sunday, March 31, 2019

Particulars	Note	Non-Current	Current	Carrying Value - Total	Classification			Fair Value		
					FVTPL	FVTOCI	Amortised Cost	Level-1	Level-2	Level-3
Financial Assets										
Non Current										
Other Financial Assets	6	2,812.66	-	2,812.66	-	-	2,812.66	-	-	2,813
Trade Receivable	8	-	397.65	397.65	-	-	397.65	-	-	397.65
Cash & Cash Equivalents	9	-	648.47	648.47	-	-	648.47	-	-	648.47
Loans	10	1,560.59	-	1,560.59	-	-	1,560.59	-	-	1,560.59
Total		4,373.35	1,046.12	5,419.47	-	-	5,419.47	-	-	5,419.47
Financial Liabilities										
Long term Borrowings	14	1,737.60	-	1,737.60	-	-	1,737.60	-	-	1,737.60
Short term Borrowings	14	-	-	-	-	-	-	-	-	-
Trade payables	15	-	1,336.22	1,336.22	-	-	1,336.22	-	-	1,336.22
Other Financial Liabilities	17	-	648.42	648.42	-	-	648.42	-	-	648.42
Total		1,737.60	1,984.64	3,722.24	-	-	3,722.24	-	-	3,722.24



Note 28: Financial Risk Management

The Company is exposed to financial risks arising from its operations and the use of financial instruments. The Company has identified financial risks and categorised them in three parts viz.

- (i) Credit Risk,
- (ii) Liquidity Risk and
- (iii) Market Risk.

Risk management framework

The Company's board of directors has overall responsibility for the establishment and oversight of the Company's risk management framework. The board of directors are responsible for developing and monitoring the Company's risk management.

The Company's risk management framework, are established to identify and analyse the risks faced by the Company, to set appropriate risk limits and controls and to monitor risks and adherence to limits. Risk management policies and systems are reviewed regularly to reflect changes in market conditions and the Company's activities. The Company, through its training and management standards and procedures, aims to maintain a disciplined and constructive control environment in which all employees understand their roles and obligations.

(i) Credit Risk

Credit risk refers to the possibility of a customer and other counterparties not meeting their obligations and terms and conditions which would result into financial losses. Such risk arises mainly from trade receivables, other receivables, loans and investments.

a) Trade Receivables

As at March 31, 2020, the ageing of trade receivables that were not impaired was as follows:

Particulars	As at March 31, 2020	As at March 31, 2019
Not due		
0-3 months	276.84	258.47
3-6 months	106.48	99.41
6-12 months	42.59	39.77
Beyond 12 months	-	-
Total	425.91	397.65

Notes -

The Management believes that the unimpaired amounts which are past due are fully collectible. Financial Assets are considered to be of good quality and there is no significant increase in credit risk.

ii) The movement in Provision for Doubtful Debts is as follows:

Particulars	As at March 31, 2020	As at March 31, 2019
Opening provision	-	-
Add: Provision made during the year	-	-
Less: Provision written back	-	-
Less: Provision reversed	-	-
Closing provision	-	-

ii) Bad debts:

Particulars	As at March 31, 2020	As at March 31, 2019
Bad-debts recognised in statement of Profit and Loss a/c	-	-
Total	-	-



h) Cash and cash equivalents

Credit risk from cash and bank balances is managed by the Company's treasury department in accordance with the Company's policy

(ii) Liquidity risk

Liquidity risk is the risk that the Company will encounter difficulty in meeting the obligations associated with its financial liabilities that are settled by delivering cash or another financial asset. The Company's approach to managing liquidity is to ensure, as far as possible, that it will have sufficient liquidity to meet its liabilities when they are due, under both normal and stressed conditions, without incurring unacceptable losses or risking damage to the Company's reputation.

The Management monitors rolling forecasts of the Company's liquidity position and cash and cash equivalents on the basis of expected cash flows. The Company takes into account the liquidity of the market in which the Company operates.

a) Financing arrangements

The Company has access to funds from debt markets through loan from banks. The Company invests its surplus funds in bank fixed deposits.

b) Maturities of financial liabilities

The amounts disclosed in the table are the contractual undiscounted cash flows

As at March 31, 2020

Particulars	Less than 1 year	1 - 5 years	More than 5 year	Gross carrying amount (INR)
Long term borrowings	-	293.78	-	293.78
Short term borrowings	1,216.46	-	-	1,216.46
Trade and other payables	2,248.48	-	-	2,248.48
Other financial liabilities	237.52	-	-	237.52
Total	3,702.46	293.78	-	3,996.24

As at March 31, 2019

Particulars	Less than 1 year	1 - 5 years	More than 5 year	Gross carrying amount (INR)
Long term borrowings	-	1,737.60	-	1,737.60
Short term borrowings	-	-	-	-
Trade and other payables	1,336.22	-	-	1,336.22
Other financial liabilities	582.19	-	-	582.19
Total	1,918.41	1,737.60	-	3,656.01

(iii) Market Risk

The risk that the fair value or future cash flows of financial instruments will fluctuate because of changes in market price. Market risk further comprises of

- (a) Currency risk;
- (b) Interest rate risk; and
- (c) Commodity risk.

a) Currency risk

The Company is not exposed to any currency risk as the Company does not have any import payables, short term payables, short term borrowings and export receivables in foreign currency.

b) Interest rate risk

Interest rate risk is the risk that the fair value or future cash flows of a financial instrument will fluctuate because of changes in market interest rates. Interest rate risk can be either fair value interest rate risk or cash flow interest rate risk. Fair value interest rate risk is the risk of changes in fair values of fixed interest bearing investments because of fluctuations in the interest rates. Cash flow interest rate risk is the risk that the future cash flows of floating interest bearing investments will fluctuate because of fluctuations in the interest rates.

The Management is responsible for the monitoring of the Company's interest rate position. Various variables are considered by the Management in structuring the Company's borrowings to achieve a reasonable, competitive, cost of funding.

- Exposure to interest rate risk

The Company's interest rate risk arises from borrowings. The interest rate profile of the Company's interest bearing financial instruments as reported to the Management of the Company is as follows:

Particulars	As at March 31, 2020	As at March 31, 2019
Fixed rate borrowings	1,233.93	10.69
Variable rate borrowing	286.31	1,726.90
Total	1,510.24	1,737.60

- Fair value sensitivity analysis for fixed-rate instruments

The Company does not account for any fixed-rate financial assets or financial liabilities at fair value through profit or loss. Therefore, a change in interest rates at the reporting date would not affect profit or loss.

- Fair value sensitivity analysis for variable-rate instruments

Particulars	As at March 31, 2020	As at March 31, 2019
Interest sensitivity		
Interest rate increase by 50 basis points	287.74	1,735.54
Interest rate decrease by 50 basis points	286.16	1,726.04



- Capital Management

The Company's capital management objectives are:

- a) to ensure the Company's ability to continue as a going concern
- b) to provide an adequate return to shareholders

The Company monitors capital on the basis of the carrying amount of equity less cash and cash equivalents as presented on the face of balance sheet.

The Management assesses the Company's capital requirements in order to maintain an efficient overall financing structure while avoiding excessive leverage. This takes into account the subordination levels of the Company's various classes of debt. The Company manages the capital structure and makes adjustments to it in the light of changes in economic conditions and the risk characteristics of the underlying assets. In order to maintain or adjust the capital structure, the Company may adjust the amount of dividends paid to shareholders, return capital to shareholders, issue new shares, or sell assets to reduce debt.

a) Debt Equity Ratio

The Company monitors capital using debt equity ratio. The Company's debt to equity ratios are as follows:

Particulars	As at	As at
	March 31, 2020	March 31, 2019
Long term borrowings	293.78	1,737.60
Short term borrowings	1,216.46	-
Total Borrowing	1,510.24	1,737.60
Less: Cash and cash equivalents	443.27	648.47
Net Debt	1,066.98	1,089.13
Total Equity	3,326.74	2,310.77
Debt to Equity Ratio	0.32	0.47

b) Dividends

Dividends paid during the year

Particulars		As at	As at
		March 31, 2020	March 31, 2019
- Interim Dividend	Rate per Share	NIL	NIL
	Amount in INR	NIL	NIL
- Final Dividend	Rate per Share	NIL	NIL
	Amount in INR	NIL	NIL



Note 29 RELATED PARTY TRANSACTIONS

Related parties and transactions with them as specified in the Ind-AS 24 on "Related Parties Disclosures" prescribed under Companies (Accounting Standards) Rules, 2015 has been identified and given below on the basis of information available with the company and the same has been relied upon by the auditors.

Details of related parties:

Description of relationship	Names of related parties
Holding	Arihant Superstructures Ltd.
Key Management Personnel (KMP)	Ashok B. Chhajer Akshay Agarwal
Relatives of KMP	Sangeeta A. Chhajer Sujata Agarwal
Company in which KMP / Relatives of KMP can exercise significant influence	Arihant Paradise Realty Pvt. Ltd. Marnite Enterprises Pvt. Ltd. Marnite Steel Pvt. Ltd. Marnite Shoppe Pvt. Ltd. Mahaavir Universal Homes Pvt. Ltd. Arihant Technoinfra Pvt. Ltd. Adinath Realty Pvt Ltd Arihant Dream House Pvt Ltd

Details of Related Party Transactions for the year ended 31 March, 2020

	Holding Company	Subsidiaries / Associates	KMP	Relatives of KMP	Entities in which KMP / relatives of KMP have significant influence	Total
Loan Taken	798.98		2,396.52			3,195.50
Loan Repayment	257.20		1,760.00			2,017.20
Loan Given					555.00	555.00
Loan Given (Repaid)					466.00	466.00
Rent Paid			3.56			3.56
Purchases					201.69	201.69
Purchase of Office					492.03	492.03
Professional Fees Paid					9.00	9.00
Interest Paid (Gross)	27.04		15.36			42.40
Interest Received (Gross)					131.24	131.24
Director Remuneration			14.79			14.79
Loans Liability & Other Payables	566.12		650.34		549.02	1,765.48
Receivables					1,303.63	1,303.63



ARIHANT VATIKA REALTY PRIVATE LIMITED
 CIN-U70102MH2008PTC187732
 Notes Forming Part of the Financial Statements
 (All amounts in currency INR Lakhs except as stated otherwise)

Note 30 Disclosures under Ind-AS 33 on "Earnings Per Share"

Particulars	Year ended 31 Mar 2020	Year ended 31 March 2019
Earnings per share		
Basic		
Continuing operations		
Net profit / for the year from continuing operations attributable to the equity shareholders (₹ in lakhs)	1,015.97	915.85
Weighted average number of equity shares	10,000.00	10,000.00
Par value per share (₹)	10.00	10.00
Earnings per share from continuing operations		
Basic (₹)	10,159.65	9,158.47
Diluted (₹)	10,159.65	9,158.47

Note 31 Disclosures under Ind-AS 12 on "Income Taxes"

Particulars	As at March 31, 2020	As at March 31, 2019
Deferred tax (liability) / asset		
Opening deferred tax (liability) / asset	(7.93)	(6.67)
Add/(less): Recognised/ reversed during the year	0.99	(1.26)
Closing deferred tax (liability) / asset	(6.94)	(7.93)

Note 32 : Foreign currency transactions

Transactions in foreign currency are accounted for at the exchange rate prevailing on the date of the transaction. All monetary items denominated in foreign currency are converted into Indian rupees at the year-end exchange rate. Following expenses incurred by the company in foreign currency during the year:

Business Promotion Expenses - ₹ 0.65 lakhs.

Note 33 : Employee benefits

Expenses and liabilities in respect of employee benefits are recorded in accordance with Ind-AS -19, Employee Benefits, notified in the Companies (Accounting Standard) Rules, 2015,

i) Provident fund

The Company makes contribution to statutory provident fund in accordance with the Employees' Provident Funds and Miscellaneous Provisions Act, 1952. In terms with Ind-AS -19, Employee Benefits, notified in the Companies (Accounting Standard) Rules, 2015. Accordingly, the contribution paid or payable and the interest shortfall, if any is recognised as an expense in the period in which services are rendered by the employee.



ARIHANT VATIKA REALTY PRIVATE LIMITED

CIN-U70102MH2008PTC187732

Notes Forming Part of the Financial Statements

(All amounts in currency INR Lakhs except as stated otherwise)

Note 34 : Dues to Micro Enterprises and Small Enterprises

There are no parties/companies which have been identified as Micro and Small Enterprises. The auditor have accepted the representation of the management in this matter in the absence of data base identifying the creditors which are Micro and Small Enterprises. As at March 31,2020, there are no interest and outstanding dues to Micro and small enterprises.

Note 35 : Contingent Liabilities :

There were no contingent liability and commitments in the hands of Company at the end of the year.

Note 36 : Segment Information :

In accordance with Indian Accounting Standard 108 "Operating Segments" prescribed by Companies (Accounting Standards) Rules, 2015, the company has determined its primary business segment as a single segment of Real Estate Business. Since there are no other business segments in which the company operates, there are no other primary reportable segments. Therefore, the segment revenue, segment results, segment assets, segment liabilities, total cost incurred to acquire segment assets, depreciation charge are all as is reflected in the financial statements.

Note 37 : Impairment of Assets :

On the basis of physical verification of assets, as specified in IND AS - 36 and cash generation capacity of those assets, in the management perception there is no impairment of such assets as appearing in the Balance Sheet as on March 31,2020.

Note 38 : Previous Year Figure's regrouping:

The previous year's figures have been regrouped, rearranged and reclassified wherever necessary. Amounts and other disclosures for the preceding year are included as an integral part of the current financial statements and are to be read in relation to the amounts and other disclosures relating to the current year.

As per our report of even date.

For Kallash Chand Jain & Co.

Chartered Accountants

Firm Reg. No.: 112318W



Saurabh Chouhan

Partner

Membership No.: 167453

UDIN: 20167453AAAAFC1225

Place : Navi Mumbai

Date : June 27, 2020



For and on behalf of the Board of Directors



Ashok B. Chhajer

Director

DIN- 01965094



Akshay A. Agarwal

Director

DIN-00664101

