

ARIHANT TECHNOINFRA PVT. LTD.

Balance Sheet as at

Particulars		Note No.	As at 31 March, 2016 ₹	As at 31 March, 2015 ₹
A	EQUITY AND LIABILITIES			
1	Shareholders' funds			
	(a) Share capital	3	100,000	100,000
	(b) Reserves and surplus	4	(116,964,611)	(60,500,828)
			(116,864,611)	(60,400,828)
2	Share application money pending allotment			
3	Non-current liabilities			
	(a) Long-term borrowings	5	121,219,031	141,491,480
	(a) Deferred Tax Liabilities (net)	24	8,335,813	5,527,694
			129,554,844	147,019,174
4	Current liabilities			
	(a) Short-term borrowings	6	248,847,030	199,886,052
	(b) Trade payables	7	6,611,113	7,210,060
	(c) Other current liabilities	8	1,131,375	2,515,279
			256,589,518	209,611,391
	TOTAL		269,279,751	296,229,737
B	ASSETS			
1	Non-current assets			
	(a) Fixed assets			
	(i) Tangible assets	9	231,897,158	250,267,643
	(ii) Intangible assets		1,476,077	1,968,103
	(iii) Capital Work In Progress		11,947,516	11,603,766
			245,320,751	263,839,512
2	Current assets			
	(a) Inventories	10	4,178,544	6,866,221
	(b) Trade receivables	11	5,319,614	1,397,325
	(c) Cash and cash equivalents	12	1,050,032	8,486,300
	(d) Short-term loans and advances	13	11,977,454	13,211,295
	(e) Other Current Assets	14	1,433,356	2,429,084
			23,959,000	32,390,225
	TOTAL		269,279,751	296,229,737
	See accompanying notes forming part of the financial statements	1 to 24		

In terms of our report attached.

M/S KAILASH CHAND JAIN & CO.

CHARTERED ACCOUNTANTS


Firm Reg. No.: 112318W

Dipesh Mehta
Partner

M.No.: 134607

Place : Mumbai

Date : 03/09/2016



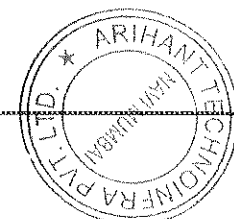
For and on behalf of the Board of Directors

Akhshay A. Agarwal
Director

DIN- 00664101

Sangeeta A. Chhajer
Director

DIN-01965110



ARIHANT TECHNOINFRA PVT. LTD.
Statement of Profit and Loss for the year ended

Particulars		Note No.	31st March 2016	31st March 2015
			₹	₹
1	Revenue from operations	15	22,326,183	33,854,588
2	Other income	16	406,092	615,217
3	Total revenue (1+2)		22,732,275	34,469,805
4	Expenses			
	(a) Cost of material consumed	17	24,485,289	40,559,084
	(b) Changes in inventories of finished goods, work-in-progress and stock-in-trade	18	2,687,677	(6,866,221)
	(c) Employee benefits expense	19	2,785,295	4,069,482
	(d) Finance costs	20	25,246,134	31,036,218
	(e) Depreciation expense	9	19,962,511	16,499,631
	(f) Other expenses	21	1,221,033	3,686,805
	Total expenses		76,387,939	88,984,999
5	Profit / (Loss) before tax (3 - 4)		(53,655,664)	(54,515,194)
6	Tax expense:			
	(a) Current tax expense for current year		-	-
	(b) Deferred tax		2,808,119	5,531,797
			2,808,119	5,531,797
7	Profit / (Loss) from continuing operations (5-6)		(56,463,783)	(60,046,991)
8	Earnings per share (of Rs.10/- each):			
	(a) Basic	23	(5,646.38)	(6,004.70)
	See accompanying notes forming part of the financial statements	1 to 24		

In terms of our report attached.

M/S KAILASH CHAND JAIN & CO.

CHARTERED ACCOUNTANTS


Firm Reg. No.: IT2318W

Dipesh Mehta
Dipesh Mehta
Partner

M.No.: 134607

Place : Mumbai


Date : 03/09/2016



For and on behalf of the Board of Directors

Akshay A. Agarwal
Akshay A. Agarwal
Director
DIN- 00664101

Sangeeta A. Chhajer
Sangeeta A. Chhajer
Director
DIN-01965110



ARIHANT TECHNOINFRA PVT. LTD.
Cash Flow Statement for the year ended

Particulars		31st March 2016	31st March 2015
		₹	₹
A.	CASH FLOW FROM OPERATING ACTIVITIES		
	Net Profit before Tax and before Extra ordinary Items :	(53,655,664)	(54,515,194)
	Adjustment for Non Cash Items		
	Depreciation	19,962,511	16,499,631
	Interest paid	25,246,134	30,991,274
	Interest received	(376,366)	(501,912)
		(8,823,385)	(7,526,201)
	Changes in Working Capital related to:		
	(Increase)/ Decrease in Trade & Other Receivable	994,957	4,196,805
	Increase/ (Decrease) in Current Liabilities & Provision	(1,982,851)	1,651,117
	Cash flow from operating activities before tax & extraordinary items		
	Income Tax paid	(9,811,279)	(1,678,279)
	Adjustment for Extraordinary Items	-	-
	Cash Generated from Operating Activities	(9,811,279)	(1,678,279)
B.	CASH FLOW FROM INVESTING ACTIVITIES		
	Purchase of Fixed Assets (Net)	(1,443,750)	(51,304,213)
	Interest Received	376,366	501,912
	Cash Generated from Investment Activities	(1,067,384)	(50,802,301)
C.	CASH FLOW FROM FINANCING ACTIVITIES		
	Increase / (Decrease) in Secured Loans	(20,272,449)	29,111,508
	Increase / (Decrease) in Unsecured Loans	48,960,978	51,856,979
	Interest Paid	(25,246,134)	(30,991,274)
	Cash Generated from Financing Activities	3,442,395	49,977,213
	Net Increase in Cash & Cash Equivalents	(7,436,268)	(2,503,366)
	Opening Balance of Cash & Cash Equivalents	8,486,300	10,989,666
	Closing Balance of Cash & Cash Equivalents	1,050,031	8,486,300

In terms of our report attached.

M/S KAILASH CHAND JAIN & CO.

Chartered Accountants

Firm Reg. No.: 112318W


Dipesh Mody

Partner

M.No.: 134607

Place : Mumbai

Date : 03/08/2015




For and on behalf of the Board of Directors

Akshay A. Agarwal

Director

Sangeeta A. Chhajjer



Director



ARIHANT TECHNOINFRA PVT LTD.

Notes forming part of the financial statements



Note	Particulars
1	<p>Corporate information</p> <p>Arihant Technoinfra Pvt. Ltd. is registered under companies act, 1956 as private limited company. The company's registered office is located at 302, Persipolis Building Plot No. 74, Sector 17, Vashi, Navi Mumbai - 400703 and its registered office is situated in the state of Maharashtra, i.e. within the jurisdiction of the Registrar of Companies, Maharashtra, at Mumbai. The company is engaged primarily in the business of manufacturing and trading of bricks, blocks, tiles and building materials that can used for construction and allied activities.</p>
2	<p>Significant accounting policies (Illustrative)</p>
2.1	<p>Basis of accounting and preparation of financial statements</p> <p>The financial statements are prepared in accordance with Indian Generally Accepted Accounting Principles (GAAP) under the historical cost convention on the accrual basis. GAAP comprise mandatory accounting standards as prescribed under section 133 of the Companies Act, 2013, read with Rule 7 of the Companies (Accounts) Rules, 2014. Accounting policies have been consistantly applied except where a newly issued accounting standard is initially adopted or a revision to an existing accounting standard requires a change in the accounting policy hitherto in use.</p>
2.2	<p>Use of estimates</p> <p>The preparation of the financial statements in conformity with Indian GAAP requires the Management to make estimates and assumptions considered in the reported amounts of assets and liabilities (including contingent liabilities) and the reported income and expenses during the year. The Management believes that the estimates used in preparation of the financial statements are prudent and reasonable. Future results could differ due to these estimates and the differences between the actual results and the estimates are recognised in the periods in which the results are known / materialise.</p>
2.3	<p>Capital work in progress</p> <p>Capital work in progress is stated at cost , Cost comprises of expenditure incurred in respect of capital projects under development and includes any attributable / allocable cost and other incidental expenses. Revenues earned, if any, before capitalisation from such capital project are adjusted against the capital work in progress.</p> <p>Borrowing costs relating to acquisition / construction / development of capital work in progress which takes substantial period of time to get ready for its intended use are also included to the extent they relate to the period till such assets are ready to be put to use.</p>
2.4	<p>Cash flow statement</p> <p>Cash flows are reported using the indirect method as per AS-3, whereby profit / (loss) before extraordinary items and tax is adjusted for the effects of transactions of non-cash nature and any deferrals or accruals of past or future cash receipts or payments. The cash flows from operating, investing and financing activities of the Company are segregated based on the available information.</p>



ARIHANT TECHNOINFRA PVT LTD.

Notes forming part of the financial statements


Note	Particulars
2.5 Inventories	<p>Raw materials, packing materials, stores and spares are valued at lower of cost and net realizable value. However, materials and other items held for use in the production of inventories are not written down below cost if the finished products in which they will be incorporated are expected to be sold at or above cost. Cost of raw materials, packing materials, and stores and spares is determined on a First in First Out (FIFO) basis and includes all applicable costs incurred in bringing goods to their present location and condition.</p> <p>Work-in-progress and finished goods are valued at lower of cost and net realizable value. Cost includes direct materials and labour and a proportion of manufacturing overheads based on total manufacturing overheads to raw materials consumed. Cost of finished goods includes excise duty.</p> <p>Net realizable value is the estimated selling price in the ordinary course of business, less estimated costs of completion and estimated costs necessary to make the sale.</p>
2.6 Depreciation and amortisation	<p>Depreciation is provided on straight line basis method over the useful life of asset as prescribed under Part C of Schedule II of the Companies Act, 2013. Depreciation for assets purchased / sold during a period is proportionately charged.</p> <p>Intangible assets are amortized over their respective individual estimated useful lives on a straight line basis, commencing from the date the asset is available to the company for its use.</p> <p>Depreciation and amortization methods, useful lives and residual values are reviewed periodically, including at each financial year end.</p>
2.7 Investments	<p>Long-term investments are carried individually at cost less provision for diminution, other than temporary, in the value of such investments. Current investments are carried individually, at the lower of cost and fair value. Cost of investments include acquisition charges such as brokerage, fees and duties.</p>
2.8 Revenue recognition	<p>All revenue and expenditures are generally accounted on accrual basis as they are earned or incurred.</p>
2.9 Other income	<p>Interest Income is recognized on a time proportion basis taking into account the amount outstanding and the applicable interest rate. Interest income is included under the head other income in the statement of profit and loss.</p>



ARIHANT TECHNOINFRA PVT LTD.

Notes forming part of the financial statements



Note	Particulars
2.10	<p>Tangible fixed assets</p> <p>Fixed assets, are carried at cost less accumulated depreciation and impairment losses, if any. The cost of fixed assets includes interest on borrowings attributable to acquisition of qualifying fixed assets up to the date the asset is ready for its intended use and other incidental expenses incurred up to that date. Machinery spares which can be used only in connection with an item of fixed asset and whose use is expected to be irregular are capitalised and depreciated over the useful life of the principal item of the relevant assets. Subsequent expenditure relating to fixed assets is capitalised only if such expenditure results in an increase in the future benefits from such asset beyond its previously assessed standard of performance.</p> <p>Fixed assets acquired and put to use for project purpose are capitalised and depreciation thereon is included in the project cost till commissioning of the project.</p>
2.11	<p>Intangible fixed assets</p> <p>Intangible assets acquired separately are measured on initial recognition at cost. Following initial recognition, intangible assets are carried at cost less accumulated amortization and accumulated impairment losses, if any. Internally generated intangible assets, excluding capitalized development costs, are not capitalized and expenditure is reflected in the statement of profit and loss in the year in which the expenditure is incurred.</p>
2.12	<p>Borrowing costs</p> <p>Borrowing cost as per AS-16 includes interest, amortization of ancillary costs incurred in connection with the arrangement of borrowings and exchange differences arising from foreign currency borrowings to the extent they are regarded as an adjustment to the interest cost.</p> <p>Borrowing costs directly attributable to the acquisition, construction or production of an asset that necessarily takes a substantial period of time to get ready for its intended use or sale are capitalized as part of the cost of the respective asset. All other borrowing costs are expensed in the period they occur.</p>
2.13	<p>Foreign currency transactions and translations</p> <p>Exchange differences arising on settlement of short-term foreign currency monetary assets and liabilities of the Company and its integral foreign operations are recognised as income or expense in the Statement of Profit and Loss.</p>
2.14	<p>Taxes on income</p> <p>Current tax is the amount of tax payable on the taxable income for the year as determined in accordance with the provisions of the Income Tax Act, 1961.</p> <p>Minimum Alternate Tax (MAT) paid in accordance with the tax laws, which gives future economic benefits in the form of adjustment to future income tax liability.</p>



ARIHANT TECHNOINFRA PVT LTD.

Notes forming part of the financial statements

Note	Particulars
	<p>Deferred tax is recognised on timing differences as per AS-22, being the differences between the taxable income and the accounting income that originate in one period and are capable of reversal in one or more subsequent periods. Deferred tax is measured using the tax rates and the tax laws enacted or substantially enacted as at the reporting date. Deferred tax liabilities are recognised for all timing differences. Deferred tax assets in respect of unabsorbed depreciation and carry forward of losses are recognised only if there is virtual certainty that there will be sufficient future taxable income available to realise such assets. Deferred tax assets are recognised for timing differences of other items only to the extent that reasonable certainty exists that sufficient future taxable income will be available against which these can be realised. Deferred tax assets and liabilities are offset if such items relate to taxes on income levied by the same governing tax laws and the company has a legally enforceable right for such set off. Deferred tax assets are reviewed at each Balance Sheet date for their realisability.</p>
<p>2.15</p>	<p>Earning Per Share</p> <p>Basic earnings per share as per AS-20 are calculated by dividing the net profit or loss for the period attributable to equity shareholders (after deducting preference dividends and attributable taxes) by the weighted average number of equity shares outstanding during the period.</p> <p>For the purpose of calculating diluted earnings per share, the net profit or loss for the period attributable to equity shareholders and the weighted average number of shares outstanding during the period are adjusted for the effects of all dilutive potential equity shares.</p>
<p>2.16</p>	<p>Provisions</p> <p>A provision is recognized when the company has a present obligation as a result of past event, it is probable that an outflow of resources embodying economic benefits will be required to settle the obligation and a reliable estimate can be made of the amount of the obligation. Provisions are not discounted to their present value and are determined based on the best estimate required to settle the obligation at the reporting date. These estimates are reviewed at each reporting date and adjusted to reflect the current best estimates.</p>
<p>2.17</p>	<p>Contingent Liabilities</p> <p>A contingent liability is a possible obligation that arises from past events whose existence will be confirmed by the occurrence or non-occurrence of one or more uncertain future events beyond the control of the company or a present obligation that is not recognized because it is not probable that an outflow of resources will be required to settle the obligation.</p>



ARIHANT TECHNOINFRA PVT. LTD.
Notes forming part of the financial statements

Note 3 Share capital

Particulars	As at 31 March, 2016		As at 31 March, 2015	
	Number of shares	₹	Number of shares	₹
(a) Authorised Equity shares of ₹10 each with voting rights	5,000,000	50,000,000	5,000,000	50,000,000
(b) Issued Equity shares of ₹10 each with voting rights	10,000	100,000	10,000	100,000
(c) Subscribed and fully paid up Equity shares of ₹10 each with voting rights	10,000	100,000	10,000	100,000
Total	10,000	100,000	10,000	100,000

Notes:



(i) Reconciliation of the number of shares and amount outstanding at the beginning and at the end of the reporting period:

Particulars	Opening Balance	Other changes (give details)	Closing Balance
Equity shares with voting rights			
Year ended 31 March, 2016			
- Number of shares	10,000	-	10,000
- Amount (₹)	100,000	-	100,000
Year ended 31 March, 2015			
- Number of shares	10,000	-	10,000
- Amount (₹)	100,000	-	100,000

Class of shares / Name of shareholder (more than 5%)	As at 31 March, 2016		As at 31 March, 2015	
	Number of shares held	% holding in that class of shares	Number of shares held	% holding in that class of shares
Equity shares with voting rights				
Arihant Superstructures Limited	4800	48.00%	4800	48.00%
Arihant Universal Realty Pvt Ltd.	1950	19.50%	1950	19.50%
Akshay Agarwal	650	6.50%	650	6.50%
Vara Prasad Atluri	1500	15.00%	1500	15.00%
Parth Chhajer	1100	11.00%	1100	11.00%

Note 4 Reserves and surplus

Particulars	As at 31 March, 2016	As at 31 March, 2015
	₹	₹
(a) General reserve		
Opening balance	7,609	7,609
Add: Transferred from surplus in Statement of Profit and Loss	-	-
Closing balance	7,609	7,609
(b) Surplus / (Deficit) in Statement of Profit and Loss		
Opening balance	(60,508,437)	(461,446)
Add: Profit / (Loss) for the year	(56,463,783)	(60,046,991)
Closing balance	(116,972,220)	(60,508,437)
Total	(116,964,611)	(60,500,828)



ARIHANT TECHNOINFRA PVT. LTD.

Notes forming part of the financial statements

Note 5 Long-term borrowings



Particulars	As at 31 March, 2016	As at 31 March, 2015
	₹	₹
(a) Other loans and advances		
Secured Loan		
Federal Bank Ltd- 0002318	52,532,817	61,349,674
Federal Bank Ltd- 0002326	68,686,214	80,141,806
	121,219,031	141,491,480
Total	121,219,031	141,491,480

Note :

Term loan from federal bank ltd. is secured against land measuring 43948.79 sq. mtrs. at Khasara no. 290/190 at Village Kamaipura, Bhadresh, dist. Barmer, Rajasthan. Further secured against factory building, shed and other structure to be constructed at an estimated cost of Rs. 1,317.06 Lakhs.

Note 6 Short-term borrowings

Particulars	As at 31 March, 2016	As at 31 March, 2015
	₹	₹
(a) Loans repayable on demand		
From Bank (Secured)		
Federal Bank Ltd-Buyer's Credit A/c	-	7,635,000
Federal Bank Ltd-1554550000184(CC A/c)	12,747,442	12,740,436
From Director (Unsecured)		
Ashok B Chhajer	74,531,332	3,452,332
Akshay Agarwal	19,034,411	15,834,411
Vara Prashad Atluri	13,275,298	5,775,298
From Others (Unsecured)		
Arihant Superstructures Ltd.	100,417,404	125,607,432
Goodfly Distribtuters Pvt Ltd	24,764,188	24,764,188
Arihant Universal Realty Pvt. Ltd.	4,076,955	4,076,955
Total	248,847,030	199,886,052





Note 7 Trade payables

Particulars	As at 31 March, 2016	As at 31 March, 2015
	₹	₹
(a) Trade payables:		
Sundry Creditors	6,574,713	6,666,541
Retention	36,400	543,519
Total	6,611,113	7,210,060

Note 8 Other current liabilities


Particulars	As at 31 March, 2016	As at 31 March, 2015
	₹	₹
(a) Other payables		
(i) Statutory remittances		
Professoinal Tax Payable	6,800	6,600
TDS Payable	758,696	503,674
TCS Payable	1,058	503
(iii) Others		
Salary Payable	187,625	353,118
Audit fees payable	15,000	15,000
Deposits from Customers	-	830,514
Telephone expenses payable	3,668	-
Security Deposit - Contractor	28,000	-
Other Deposit	4,000	-
Branch A/c	14,068	-
(b) Advance from Customers	112,461	805,870
Total	1,131,376	2,515,279



ARIHANT TECHNOINFRA PVT. LTD.
Notes forming part of the financial statements

Note 9 Fixed assets

A.	Tangible assets	Gross block			Accumulated depreciation and impairment			Net block		
		Balance as at 1 April, 2015	Additions	Disposals	Balance as at 31 March, 2016	Balance as at 1 April, 2015	Depreciation for the year	Eliminated on disposal of assets	Balance as at 31 March, 2016	Balance as at 1 April, 2015
		₹	₹	₹	₹	₹	₹	₹	₹	₹
	(a) Land	3,930,454	-	-	3,930,454	-	-	-	3,930,454	3,930,454
	(b) Buildings Own use Staff Quarters	140,029,974	-	-	140,029,974	3,682,402	4,446,431	-	131,901,140	136,347,572
	(c) Plant and Equipment Owned	81,651	-	-	81,651	7,491	9,723	17,214	64,437	74,160
	Band saw Machine	11,275,475	-	-	11,275,475	1,082,917	1,342,631	2,425,548	8,849,927	10,192,558
	Boiler At Aac Plant	1,007,476	-	-	1,007,476	99,644	119,966	219,609	787,867	907,832
	D.G. Set A/C.	98,679,506	-	-	98,679,506	9,759,809	11,750,296	21,510,105	77,169,401	88,919,697
	Plant & machinery	91,664	-	-	91,664	8,275	10,915	19,190	72,474	85,389
	Pump A\C	741,708	-	-	741,708	73,358	88,319	161,677	580,031	668,350
	Transformer	945,003	-	-	945,003	96,465	112,527	205,991	739,012	851,538
	Water Treatment Plant	1,202,034	-	-	1,202,034	118,886	143,133	262,019	940,015	1,083,148
	Weigh Machine At Aac Plant									
	(d) Furniture and Fixtures Owned	338,526	1,100,000	-	1,438,526	26,785	137,034	163,819	1,274,707	311,741
	(e) Vehicles Owned	49,373	-	-	49,373	3,907	4,703	8,610	40,763	45,466
	Motor Bike	2,059,274	-	-	2,059,274	203,671	245,209	448,879	1,610,395	1,855,603
	Fork Lift Truck	799,823	-	-	799,823	79,106	95,239	174,345	625,478	720,717
	Car- Ford Ecosport	275,000	-	-	275,000	27,199	32,746	59,944	215,056	247,801
	Car- Hyundai	775,000	-	-	775,000	62,783	92,283	155,066	619,934	712,217
	Tanker Truck	755,000	-	-	755,000	74,673	89,902	164,574	590,426	680,327
	Tractor									





ARIHANT TECHNOINFRA PVT. LTD.
Notes forming part of the financial statements

Note 9 Fixed assets

A.	Tangible assets	Gross block				Accumulated depreciation and impairment				Net block	
		Balance as at 1 April, 2015	Additions	Disposals	Balance as at 31 March, 2016	Balance as at 1 April, 2015	Depreciation for the year	Eliminated on disposal of assets	Balance as at 31 March, 2016	Balance as at 31 March, 2016	Balance as at 1 April, 2015
	(f) Office equipment										
	Owned										
	Computer	1,402,322	-	-	1,402,322	331,937	399,635	-	731,572	670,750	1,070,585
	Air Conditionar	296,647	-	-	296,647	46,476	56,518	-	102,994	193,653	250,171
	Camera	6,500	-	-	6,500	1,029	1,238	-	2,267	4,233	5,471
	Lab Equipments-Aac Plant	821,298	-	-	821,298	128,666	156,475	-	285,141	536,157	692,632
	Plastic Plates	654,612	-	-	654,612	86,120	124,717	-	210,837	443,775	568,492
	Refrigerator	37,000	-	-	37,000	5,855	7,049	-	12,904	24,096	31,145
	Scientific Instrument (AAC Plant)	6,188	-	-	6,188	979	1,179	-	2,158	4,030	5,209
	Television	5,740	-	-	5,740	908	1,094	-	2,002	3,738	4,832
	Water Dispensor (Hot & Cold Type)	8,000	-	-	8,000	1,266	1,524	-	2,790	5,210	6,734
	Total	266,275,248	1,100,000	-	267,375,248	16,007,605	19,470,485	-	35,478,090	231,897,158	250,267,643
	Previous year	-	266,275,248	-	266,275,248	-	16,007,605	-	16,007,605	250,267,643	-

B.	Intangible assets	Gross block				Accumulated depreciation and impairment				Net block	
		Balance as at 1 April, 2015	Additions	Disposals	Balance as at 31 March, 2016	Balance as at 1 April, 2015	Depreciation for the year	Eliminated on disposal of assets	Balance as at 31 March, 2016	Balance as at 31 March, 2016	Balance as at 1 April, 2015
	(a) Computer Software										
	Computer Software	2,460,129	-	-	2,460,129	492,026	492,026	-	994,052	1,476,077	1,968,103
	Total	2,460,129	-	-	2,460,129	492,026	492,026	-	994,052	1,476,077	1,968,103
	Previous year	-	2,460,129	-	2,460,129	-	492,026	-	492,026	1,968,103	-



ARIHANT TECHNOINFRA PVT. LTD.
Notes forming part of the financial statements

Note 10 Inventories


Particulars	As at 31 March, 2016	As at 31 March, 2015
	₹	₹
(a) Raw Material	1,281,169	3,555,685
(b) Finished Goods	2,897,375	3,310,536
Total	4,178,544	6,866,221

Note 11 Trade Receivables

Particulars	As at 31 March, 2016	As at 31 March, 2015
	₹	₹
Unsecured, considered good	5,319,614	1,397,325
Total	5,319,614	1,397,325

Note 12 Cash and cash equivalents

Particulars	As at 31 March, 2016	As at 31 March, 2015
	₹	₹
(a) Cash on hand	407,615	429,963
(b) Foreign Currency	27,125	27,125
(c) Balances with banks		
(i) In current accounts		
Federal Bank Ltd. 13690200025149	239,440	38,305
I.D.B.I. Bank(Barmer)-0326102000004671	32,247	129,232
I.D.B.I. Bank(Barmer)-0326102000006163	343,605	9,900
(ii) In deposit accounts		
Fixed deposit with Federal Bank (matured after 3 months but before 12 months)	-	7,851,775
Total	1,050,032	8,486,300




Note 13 Short-term loans and advances

Particulars	As at 31 March, 2016	As at 31 March, 2015
	₹	₹
(a) Loans and advances to employees		
Unsecured, considered good	17,000	-
	17,000	-
(b) Balance with government authorities		
Advance Income Tax and TDS Receivable (Net off Provision for Income Tax)	37,454	52,207
Entry Tax F.Y. 2012-13	122,102	-
Entry Tax F.Y. 2013-14	514,523	-
CENVAT Credit	6,724,704	8,950,187
WCT Tax	2,000	2,000
Service Tax Credit	4,559,671	4,206,901
	11,960,454	13,211,295
Total	11,977,454	13,211,295

Note 14 Other Current Assets

Particulars	As at 31 March, 2016	As at 31 March, 2015
	₹	₹
Prepaid Insurance	75,972	69,903
Prepaid Expenses	-	18,242
Accrued Interest on F.D.	-	136,625
Advances against Material	1,357,384	2,204,314
Total	1,433,356	2,429,084



ARIHANT TECHNOINFRA PVT. LTD.

Notes forming part of the financial statements



Note 15 Revenue from Operations

	Particulars	For the year ended	For the year ended
		31 March, 2016	31 March, 2015
		₹	₹
(a)	Sale of AAC Blocks	22,326,183	33,854,588
	Total	22,326,183	33,854,588

Note 16 Other income

	Particulars	For the year ended	For the year ended
		31 March, 2016	31 March, 2015
		₹	₹
(a)	Interest income From Banks	311,351	431,637
(b)	Other non-operating income	94,741	183,580
	Total	406,092	615,217

Note	Particulars	For the year ended	For the year ended
		31 March, 2016	31 March, 2015
		₹	₹
(i)	Interest income comprises: Interest from banks on: Fixed Deposits	311,351	431,637
	Total - Interest income	311,351	431,637
(ii)	Other non-operating income comprises: Scrap Sales	-	44,941
	Other Interest	65,015	70,275
	Sundry balances w/off	5,457	58,934
	Rate Difference	24,269	9,430
	Total - Other non-operating income	94,741	183,580




ARIHANT TECHNOINFRA PVT. LTD.
Notes forming part of the financial statements

Note 17 Cost of Materials Consumed

Particulars	For the year ended 31 March, 2016	For the year ended 31 March, 2015
	₹	₹
Purchases	9,081,774	16,412,221
Direct Expenses	15,403,515	24,146,863
Total	24,485,289	40,559,084

Note 18 Changes in inventories of finished goods

Particulars	For the year ended 31 March, 2016	For the year ended 31 March, 2015
	₹	₹
<u>Inventories at the end of the year:</u>		
Raw Material	1,281,169	3,555,685
Finished Goods	2,897,375	3,310,536
	4,178,544	6,866,221
<u>Inventories at the beginning of the year:</u>		
Raw Material	3,555,685	-
Finished Goods	3,310,536	-
	6,866,221	-
Net (increase) / decrease	2,687,677	(6,866,221)



ARIHANT TECHNOINFRA PVT. LTD.
Notes forming part of the financial statements

Note 19 Employee benefits expense

Particulars	For the year ended 31 March, 2016	For the year ended 31 March, 2015
	₹	₹
Salaries, wages and bonus	2,676,635	3,923,179
Staff welfare expenses	108,660	146,303
Total	2,785,295	4,069,482

Note 20 Finance costs



Particulars	For the year ended 31 March, 2016	For the year ended 31 March, 2015
	₹	₹
(a) Interest expense on:		
(i) Borrowings	25,246,134	30,991,274
(b) Loan Processing Charges	-	44,944
Total	25,246,134	31,036,218

Note 21 Other expenses

Particulars	For the year ended 31 March, 2016	For the year ended 31 March, 2015
	₹	₹
Selling & Distribution (Refer note (21.i))	234,960	1,222,523
Legal and Professional Fees (Refer note (21.ii))	77,920	80,495
Director Sitting Fees	-	40,000
Donation	-	36,000
Administrative Expenses (Refer note (21.iii))	786,825	2,103,737
Audit Fee	15,000	15,000
ROC Fee	-	14,400
Others (Refer note (21.iv))	106,328	174,650
Total	1,221,033	3,686,805

Notes:

Particulars	For the year ended 31 March, 2016	For the year ended 31 March, 2015
	₹	₹
(i) Payments to the auditors comprises (net of service tax input credit, where applicable):		
As auditors	15,000	15,000
Total	15,000	15,000



ARIHANT TECHNOINFRA PVT. LTD.
Notes forming part of the financial statements

Note 21.i) Selling and Distribution Expenses

Particulars	For the year ended 31 March, 2016	For the year ended 31 March, 2015
	₹	₹
Advertisement & Publicity A/c	30,776	326,136
Brochures & Leaflets	-	185,000
Business Promotion	190,230	611,274
Commission on sales	13,954	-
Exhibition Expenses	-	100,113
Total	234,960	1,222,523

Note 21.ii) Legal and Professional Fees



Particulars	For the year ended 31 March, 2016	For the year ended 31 March, 2015
	₹	₹
Legal Exp.	20	2,945
Professional Fees	73,500	36,000
Testing Charges	4,400	41,550
Total	77,920	80,495

Note 21.iii) Administrative Expenses

Particulars	For the year ended 31 March, 2016	For the year ended 31 March, 2015
	₹	₹
AMC Charges	10,622	31,878
Canteen Expenses	106,292	286,329
Communication	37,263	74,836
Internet Expenses	21,169	-
Computer Exp	1,350	7,383
General Expenses	4,000	16,180
Guest House Expenses	43,586	154,245
House Keeping Expenses	7,283	139,355
Miscellaneous Expenses	19,832	32,366
Office Expenses	1,807	55,361
Postage & Courier	2,360	39,658
Printing & Stationery	22,698	50,878
Repairs & Maintenance	88,022	28,370
Security Charges	-	90,795
Stamping, Notarisation & franking	100	-
Travelling & Conveyance Expenses	98,350	495,380
Vehicle Expenses	322,091	600,723
Total	786,825	2,103,737

Note 21.iv) Other Expenses

Particulars	For the year ended 31 March, 2016	For the year ended 31 March, 2015
	₹	₹
Bank Charges	5,419	102,012
Insurance Charges	93,824	49,942
Interest on Service Tax	1,114	20,955
Interest on TDS	26	71
Penal Interest on loan	1,264	-
Membership Fees	-	1,667
Inspection Fees	4,500	-
Swachh Bharat Cess	181	-
Total	106,328	174,557



ARIHANT TECHNOINFRA PRIVATE LIMITED
Notes forming part of the financial statements

Note 22 Disclosures under Accounting Standards 18
Related party transactions



Details of related parties:

Description of relationship	Names of related parties
Associate Company	1. M/s Arihant Superstructure Limited
Key Management Personnel (KMP)	1. Mr. Ashok B Chhajer 2. Mr. Vara Prasad Atluri 3. Mrs. Sangeeta A. Chhajer 4. Mr. Akshay Agarwal 5. Mr. Dinesh Babel
Relatives of KMP	-
Company in which KMP / Relatives of KMP can exercise significant influence	1. M/s Arihant Universal Realty Private Limited 2. M/s Arihant Aashiyana Private Limited

Note: Related parties have been identified by the Management.

Details of related party transactions during the year ended 31 March, 2016 and balances outstanding as at 31 March, 2016:

	Associate	KMP	Entities in which KMP / relatives of KMP have significant influence	Total
<u>I. Transactions during the year</u>				
Loan Taken				
1. Arihant Superstructures Ltd	12,356,000	-	-	12,356,000
2. Ashok Chhajer	-	76,979,000	-	76,979,000
3. Akshay Agarwal	-	3,200,000	-	3,200,000
4. Vara Prasad Atluri	-	7,500,000	-	7,500,000
Loan Repaid				
1. Arihant Superstructures Ltd	44,200,000	-	-	44,200,000
2. Ashok Chhajer	-	5,900,000	-	5,900,000
Interest Paid				
1. Arihant Superstructures Ltd	7,393,302	-	-	7,393,302
Sales				
1. Arihant Superstructures Ltd	7,064,468	-	-	7,064,468
1. Arihant Aashiyana Private Limited	-	-	93,186	93,186
<u>II. Balances outstanding at the end of the year</u>				
1. Arihant Superstructures Ltd				
Closing Balance	100,417,404	-	-	100,417,404
Opening Balance	125,607,432	-	-	125,607,432
2. Arihant Universal Realty Pvt. Ltd.				
Closing Balance	-	-	4,076,955	4,076,955
Opening Balance	-	-	4,076,955	4,076,955
3. Ashok Chhajer				
Closing Balance	-	74,531,332	-	74,531,332
Opening Balance	-	3,452,332	-	3,452,332
4. Vara Prasad Atluri				
Closing Balance	-	13,275,298	-	13,275,298
Opening Balance	-	5,775,298	-	5,775,298
5. Akshay Agarwal				
Closing Balance	-	19,034,411	-	19,034,411
Opening Balance	-	15,834,411	-	15,834,411



ARIHANT TECHNOINFRA PVT. LTD.

Notes forming part of the financial statements

Note 23 Disclosures under Accounting Standards 20

Particulars	For the year ended 31 March, 2016	For the year ended 31 March, 2015
	₹	₹
Earnings per share		
Basic		
Continuing operations		
Net profit / for the year from continuing operations attributable to	(56,463,783)	(60,046,991)
Weighted average number of equity shares	10,000	10,000
Par value per share	10	10
Earnings per share from continuing operations - Basic	(5,646.38)	(6,004.70)

Note 24 Disclosures under Accounting Standards 22

Particulars	As at 31 March, 2016	As at 31 March, 2015
	₹	₹
Deferred tax (liability) / asset		
Tax effect of items constituting deferred tax liability		
On difference between book balance and tax balance of fixed assets	8,335,813	5,527,694
Tax effect of items constituting deferred tax liability	8,335,813	5,527,694
Tax effect of items constituting deferred tax assets		
Others	-	-
Tax effect of items constituting deferred tax assets	-	-
Net deferred tax (liability) / asset	(8,335,813)	(5,527,694)

In terms of our report attached.

M/S KAILASH CHAND JAIN & CO.

CHARTERED ACCOUNTANTS

Firm Reg. No.: 112318W


Dipesh Mehta

Partner

M.No.: 134607

Place : Mumbai

Date : 03/09/2016



For and on behalf of the Board of Directors

Akshay A. Agarwal

Director

Sangeeta A. Chhajer

Director

